

City of Aurora, Colorado

2017 Consolidated Annual Performance and Evaluation Report (CAPER)



**Community Development
Division**

City of Aurora
Neighborhood Services Department
Community Development Division

CR-05 - Goals and Outcomes

Progress the jurisdiction has made in carrying out its strategic plan and its action plan. 91.520(a)

This could be an overview that includes major initiatives and highlights that were proposed and executed throughout the program year.

This report provides an overview of community development and housing activities undertaken in the City of Aurora, Colorado during 2017. 2017 was the third year of the 2015-2019 Consolidated Plan. A summary chart of 2017 accomplishments is attached under "Other Attachments". There were many significant projects and programs that were carried out in 2017 that will have a positive, long-lasting effect on the community. Some of these initiatives were funded in whole or in part with federal grants provided by the CDBG, HOME, and ESG programs.

The following homeless initiatives were continued:

Aurora @ Home: A@H is Aurora's strategic plan to address homelessness among families with dependent children developed by a collaborative of organizations serving Aurora in 2012. The collaborative consists of over 25 participant organizations representing the City of Aurora, Adams County, Arapahoe County, other government and quasi-governmental agencies, nonprofits organizations, school districts, and community representatives. The program provides housing and services to families who are homeless or who are at-risk of becoming homeless. The initial pilot of the program was completed in 2016 and continues as an ongoing program of the A@H Plan. Aurora @ Home has made great strides in 2017. There have been 59 households assisted with Rapid Re-Housing funds and 9 households assisted with Homelessness Prevention funds. This equates to a total of 279 people housed, 83 of these are adults and 196 of these are children. Twenty families exited their housing units, with 80% exiting to permanent housing: 10 families to unsubsidized housing units and 6 to subsidized housing units. Four Families (20%) exited to other circumstances (e.g. substance abuse treatment, etc.).

Sheltering: The City of Aurora's Homeless Services Director and city funds are being used to address homeless issues in addition to grant funded activities. Details of the accomplishments can be found in Section CR-25. .

Housing Pipeline: A major initiative that continued was support for the development of affordable and/or permanent supportive housing projects and programs. Several developments began construction in 2017 and are expected to be completed by the end of 2018 adding an additional 113 units.

Comparison of the proposed versus actual outcomes for each outcome measure submitted with the consolidated plan and explain, if applicable, why progress was not made toward meeting goals and objectives. 91.520(g)

Categories, priority levels, funding sources and amounts, outcomes/objectives, goal outcome indicators, units of measure, targets, actual outcomes/outputs, and percentage completed for each of the grantee's program year goals.

Goal	Category	Source / Amount	Indicator	Unit of Measure	Expected – Strategic Plan	Actual – Strategic Plan	Percent Complete	Expected – Program Year	Actual – Program Year	Percent Complete
Arapahoe House - ESG	Homeless	ESG: \$0	Homeless Person Overnight Shelter	Persons Assisted	750	142	18.93%	0	0	0.00%
Aurora Cultural Arts District (ACAD) in NRSA- CDBG	Non-Housing Community Development	CDBG: \$0	Jobs created/retained	Jobs	1	1	100.00%	0	0	0.00%
Aurora@Home-Rapid Rehousing/Homeless Prevention	Homeless	HOME: \$50,000	Tenant-based rental assistance / Rapid Rehousing	Households Assisted	75	12	16.00%	25	6	24.00%
Aurora@Home-Rapid Rehousing/Homeless Prevention	Homeless	ESG: \$71,159.60	Tenant-based rental assistance / Rapid Rehousing	Households Assisted			0.00%		6	0.00%
Aurora@Home-Rapid Rehousing/Homeless Prevention	Homeless	CDBG:\$22,000	Public Service activities other than Low/Moderate Income Housing Benefit	Persons Assisted	0	278	00.00%	0	38	0.00%
CDBG Administration	Administration	CDBG: \$572,747	Other	Other	1	1	100.00%	1	1	100.00%
CDBG Unprogrammed: Aurora Interfaith Ability Connects	Affordable Housing Homeless Non-Homeless Special Needs Non-Housing Community Development	CDBG: \$584,507	Public Facility or Infrastructure Activities other than Low/Moderate Income Housing Benefit	Persons Assisted	0	0	0.00%	4132	0	0.00%

CDBG Unprogrammed Hazardous Tree Program	Affordable Housing Homeless Non-Homeless Special Needs Non-Housing Community Development	CDBG: \$50,000	Homeowner Housing Rehabilitated	Household Housing Unit	0	0		15	9	60.00%
Comitis Crisis Center - CDBG and ESG	Homeless	ESG: \$75,365	Homeless Person Overnight Shelter	Persons Assisted	6000	5447	90.78%	1500	1241	82.73%
Commercial Renovation Program in NRSA - CDBG	Non-Housing Community Development	CDBG: \$600,000	Facade treatment/business building rehabilitation	Business	8	2	25.00%	2	1	50.00%
Community Housing Development Organization (CHDO)	Affordable Housing	HOME: \$134,159	Homeowner Housing Added	Household Housing Unit	0	4		0	4	
Emergency Repairs Grant Program - CDBG	Affordable Housing	CDBG: \$125,000	Homeowner Housing Rehabilitated	Household Housing Unit	150	81	54.00%	20	36	180.00%
ESG Administration	Administration	ESG: \$18,397	Other	Other	1	0	0.00%	1	0	0.00%
Fox Theater Accessibility Improvements - CDBG	Non-Housing Community Development	CDBG: \$0	Public Facility or Infrastructure Activities other than Low/Moderate Income Housing Benefit	Persons Assisted	45,000	45,000	0.00%	0	0	0.00%
Gateway Battered Women's Services - ESG	Homeless	ESG: \$46,098	Homeless Person Overnight Shelter	Persons Assisted	1500	1349	89.93%	300	461	153.67%
Handicap Accessibility Grant Program - CBDG	Affordable Housing Non-Homeless Special Needs	CDBG: \$50,000	Homeowner Housing Rehabilitated	Household Housing Unit	40	29	72.50%	8	11	137.50%
HOAP Homeownership Assistance Loans - HOME	Affordable Housing	HOME: \$200,000	Direct Financial Assistance to Homebuyers	Households Assisted	150	70	46.67%	25	16	64.00%
HOME Administration	Administration of HOME	HOME: \$149,439	Other	Other	1	1	100.00%	1	1	100.00%

Home of Our Own - HOOO - HOME	Affordable Housing Homeless	HOME: \$0	Tenant-based rental assistance / Rapid Rehousing	Households Assisted	20	22	100.00%	5	11	220.00%
HOME Unprogrammed	Affordable Housing Homeless	HOME: \$260,794	Other	Other	0	0	0.00%			0.00%
Housing Counseling - HOAP Program - CDBG	Affordable Housing	CDBG: \$250,000	Public service activities for Low/Moderate Income Housing Benefit	Households Assisted	1200	2402	200.17%	475	1233	259.58%
Lead Based Paint Program - HOAP - CDBG	Affordable Housing	CDBG: \$0	Direct Financial Assistance to Homebuyers	Households Assisted	75	4	0.00%	0	8	
Lighting Program in NRSA - CDBG	Non-Housing Community Development	CDBG: \$0	Public Facility or Infrastructure Activities other than Low/Moderate Income Housing Benefit	Persons Assisted	44425	44425	100.00%	0	0	0.00%
Neighborhood Support in NRSA - CDBG	Affordable Housing Non-Housing Community Development	CDBG: \$265,000	Housing Code Enforcement/Foreclosed Property Care	Household Housing Unit	44425	44425	100.00%	44425	44425	100.00%
Northwest Alley Paving in NRSA - CDBG	Non-Housing Community Development	CDBG: \$301,482	Public Facility or Infrastructure Activities other than Low/Moderate Income Housing Benefit	Persons Assisted	45000	3530	7.84%	2000	3530	176.50%
Original Aurora Renewal (OAR) in NRSA - CDBG	Non-Housing Community Development	CDBG: \$90,000	Public service activities other than Low/Moderate Income Housing Benefit	Persons Assisted	45000	44425	98.72%	44425	44425	100.00%
Radon Mitigation Grant Program - CDBG	Affordable Housing	CDBG: \$50,000	Homeowner Housing Rehabilitated	Household Housing Unit	80	0	0.00%	15	26	173.33%

Rehabilitation Programs Administration - CDBG	Administration of Rehabilitation of affordable housing, non-housing community development	CDBG: \$300,000	Homeowner Housing Rehabilitated	Household Housing Unit	0	98		0	98	
Single Family Rehabilitation Loans - HOME	Affordable Housing	HOME: \$800,000	Homeowner Housing Rehabilitated	Household Housing Unit	80	16	20.00%	20	16	80.00%
Street Outreach - CDBG	Homeless	CDBG: \$18,000	Homeless Person Overnight Shelter	Persons Assisted	175	263	150.29%	175	263	150.29%
Supportive Housing/Affordable Housing - HOME&CDBG	Affordable Housing Homeless	CDBG: \$0 HOME: \$0	Rental units constructed	Household Housing Unit	100	10	10.00%	0	0	0.00%
Supportive Housing/Affordable Housing - HOME&CDBG	Affordable Housing Homeless	CDBG: \$0 HOME: 0	Rental units rehabilitated	Household Housing Unit	200	1	0.50%	0	0	0.00%
Supportive Housing/Affordable Housing - HOME&CDBG	Affordable Housing Homeless	CDBG: \$0 HOME: \$0	Housing for Homeless added	Household Housing Unit	25	0	0.00%	0	0	0.00%
Voucher Program - Aurora Warms the Night - CDBG	Homeless	CDBG: \$25,000	Homeless Person Overnight Shelter	Persons Assisted	800	0	0.00%	200	0	0.00%

Table 1 - Accomplishments – Program Year & Strategic Plan to Date

Assess how the jurisdiction’s use of funds, particularly CDBG, addresses the priorities and specific objectives identified in the plan, giving special attention to the highest priority activities identified.

The 3 highest priorities identified in public meetings during the 2015-2019 Consolidated Plan citizen participation process were Rental Housing, Homelessness, and Economic Opportunities. The following actions were taken during the 2017 program year to address these priorities:

Homeless programs: In addition to the homeless initiatives discussed in Section CR-25, ESG funding provided \$147,180 to Comitis Crisis Center, East Metro Detox and Recovery Center and Gateway Domestic Violence Services. Aurora @ Home's RRH/HP Program received \$79,726 to address the priority; the HOME program provided TBRA funds, \$50,000 to provide rental assistance for Aurora @ Home participants. Other activities included the provision of CDBG funds in the amount of \$25,000 for Aurora Warms the Night's Motel Voucher program, \$22,000 for Aurora @ Home's RRH/HP for case management, and \$18,000 for Aurora Mental Health's PATH program to fund Street Outreach. \$275,000 was awarded to Aurora Interfaith for repairs to their facility. Aurora Interfaith assists

approximately 4,000 people annually with food and clothing.

Rental Housing: the city continued to support the preservation of existing affordable rental housing and the development of new affordable rentals.

1) Aurora Housing Authority (AHA) – Village at Westerly Creek III began construction in 2017. Phase III will provide 74 new affordable housing units- \$600,000 in HOME funds was provided as gap funding for the project. 2) Brothers Redevelopment - Paris Street Apartments, a 39 unit development (\$1,200,000 in HOME funds) began construction in 2017. 3) Alameda View, LLC- Alameda View Apartments, a 116 unit development (\$975,000 in HOME funds) is set to begin construction in 2018. 4) Solvera/13th Avenue Apartments LLC – Lumien at Fitzsimons was completed and units were made available to low income families in 2017- \$750,000 in HOME funds was provided as gap funding for the development. 5) Staff also continued efforts to support additional rental housing developments expected to begin construction in 2018. Those include Peoria Crossing, an 82 unit affordable housing development, Cornell Senior Housing, a 50 unit affordable housing development for seniors, and the Connections at 6th Avenue, a 68 unit apartment renovation project to preserve affordable housing units.

Economic Opportunities: The city addressed Economic Opportunities by allocating funding for Storefront Renovation Loans and continued improvements of NRSA Lighting.

Other activities in the table continued from previous years expending older grant funds.

CR-10 - Racial and Ethnic composition of families assisted

Describe the families assisted (including the racial and ethnic status of families assisted). 91.520(a)

	CDBG	HOME	ESG
White	289	139	0
Black or African American	439	130	0
Asian	24	19	0
American Indian or American Native	23	2	0
Native Hawaiian or Other Pacific Islander	6	3	0
Total	781	293	0
Hispanic	109	76	0
Not Hispanic	672	217	0

Table 2 – Table of assistance to racial and ethnic populations by source of funds

Narrative

While programs are available to all eligible, low/mod income families within the City of Aurora, efforts focus on assisting the city's minority and special needs populations. Based on the data entered above, approximately 60.15% of beneficiaries were minorities. This data does not include other multi-racial categories nor does it provided for recipients that chose not to respond. With regards to ethnicity, 17.23% of total beneficiaries were Hispanic.

For homeless programs funded by both CDBG, HOME/TBRA and/or ESG, four programs served a higher percentage of Black/African American persons: Aurora @ Home, Aurora Warms the Night, Aurora Mental Health Center PATH, and Comitis Crisis Center.

CR-15 - Resources and Investments 91.520(a)

Identify the resources made available

Source of Funds	Source	Resources Made Available	Amount Expended During Program Year
CDBG	CDBG	3,303,736	2,564,785
HOME	HOME	1,594,392	1,839,000
HOPWA	HOPWA		
ESG	ESG	245,303	144,828
Other	Other		

Table 3 - Resources Made Available

Narrative

Home expenditures exceeded the resources made available due to additional program income received in the beginning half of 2017.

Identify the geographic distribution and location of investments

Target Area	Planned Percentage of Allocation	Actual Percentage of Allocation	Narrative Description
ORIGINAL AURORA NEIGHBORHOOD REVITALIZATION STRATEGY	33	58	

Table 4 – Identify the geographic distribution and location of investments

Narrative

THE ORIGINAL AURORA NEIGHBORHOOD REVITALIZATION STRATEGY AREA (NRSA's) population totals 44,425 to 45,320, of which 36,570 are low-moderate income. The NRSA is 80.7% low-moderate income. The attached maps show the NRSA boundaries, as well as overall city Low-Moderate Income areas, and Racially/Ethnically Concentrated Areas of Poverty (RCAP).

The following activities targeted the city's Original Aurora NRSA, totaling **\$2,631,990**:

- **\$261,015** in CDBG: The Neighborhood Support Team 1 completed 31,107 enforcement actions during 2017, which includes 9,690 zoning and multi-family housing inspections and 7,007 re-inspections. The team wrote 4,699 Notices of Violation, performed 447 abatements, issued 107 summons into court, removed 238 illegal signs, performed 4,400 assists, and made personal contact and/or provided information to citizens 4,519 times.

- **\$49,121** in CDBG: The Original Aurora outreach specialist provided services to the area, such as, Fall fest, community gardens, seed/transplant program, tool lending, clean-ups, and educational forums.

- **\$268,652** in CDBG: The on-going alley paving program paved four alleys.
- **\$142,642** in CDBG was used to complete the new lighting in the NRSA.

The city's core housing rehabilitation and HOAP down payment assistance loans served the following households in the NRSA target area:

- **Apx. \$16,902 for two HOAP loans**
- **Apx. \$20,399 for 2 handicap accessibility projects**
- **Apx. \$69,581 for 12 emergency repairs**
- **Apx. \$206,250 for 3 major rehabilitations**
- **Apx. \$12,665 for Radon mitigation in 6 homes**
- **Apx. \$6,361 for Hazardous Tree Removal**

One rental project was one underway in the NRSA area:

-\$1,200,000 in HOME funds was committed to Brothers Redevelopment for Paris Street Apartments, a 39 unit affordable housing development. The project began construction in 2017 and is expected to be completed by the end of 2018.

-Commercial Renovations **\$378,402** for one commercial project. An NRSA Accomplishment Report is attached under "Other Attachments".

Leveraging

Explain how federal funds leveraged additional resources (private, state and local funds), including a description of how matching requirements were satisfied, as well as how any publicly owned land or property located within the jurisdiction that were used to address the needs identified in the plan.

Leveraged funds totaled over **\$1,060,322** from:

CITY GENERAL FUNDS:

- The city funded Aurora @ Home at **\$60,000** for additional capacity and landlord recruitment efforts.

CITY NEXUS (to Law Enforcement): \$1,000,322:

- Metro Community Provider Network (MCPN) = **\$56,595**
- Mile High Behavioral Healthcare/Comitis Crisis Center = **\$484,740**
- Aurora Mental Health Center = \$78,000 + \$85,450 (Behavioral Healthcare Collaborative) = **\$163,450**
- Sungate Kids = **\$58,000**
- Gateway Battered Women’s Services (GBWS) = **\$119,885**
- Arapahoe House = \$59,652 + \$58,000 (Behavioral Healthcare Collaborative) = **\$117,652**

OTHER SOURCES:

- The HOAP program received **\$50,300**: \$5,000 in private grants and \$45,300 from a HUD Counseling grant.
- Many of the agencies that the city funded also receive other federal, state, and local public and private sources too.

Fiscal Year Summary – HOME Match	
1. Excess match from prior Federal fiscal year	505,801
2. Match contributed during current Federal fiscal year	201,239
3. Total match available for current Federal fiscal year (Line 1 plus Line 2)	707,040
4. Match liability for current Federal fiscal year	246,617
5. Excess match carried over to next Federal fiscal year (Line 3 minus Line 4)	460,423

Table 5 – Fiscal Year Summary - HOME Match Report

Match Contribution for the Federal Fiscal Year								
Project No. or Other ID	Date of Contribution	Cash (non-Federal sources)	Foregone Taxes, Fees, Charges	Appraised Land/Real Property	Required Infrastructure	Site Preparation, Construction Materials, Donated labor	Bond Financing	Total Match
1234	09/30/2017	201,239	0	0	0	0	0	201,239

Table 6 – Match Contribution for the Federal Fiscal Year

HOME MBE/WBE report

Program Income – Enter the program amounts for the reporting period				
Balance on hand at begin-ning of reporting period \$	Amount received during reporting period \$	Total amount expended during reporting period \$	Amount expended for TBRA \$	Balance on hand at end of reporting period \$
398,857	1,941,532	52,453	21,074	2,266,862

Table 7 – Program Income

Minority Business Enterprises and Women Business Enterprises – Indicate the number and dollar value of contracts for HOME projects completed during the reporting period						
	Total	Minority Business Enterprises				White Non-Hispanic
		Alaskan Native or American Indian	Asian or Pacific Islander	Black Non-Hispanic	Hispanic	
Contracts						
Dollar Amount	924,916	0	0	263,942	159,260	501,714
Number	16	0	0	5	2	9
Sub-Contracts						
Number	0	0	0	0	0	0
Dollar Amount	0	0	0	0	0	0
	Total	Women Business Enterprises	Male			
Contracts						
Dollar Amount	924,916	181,620	743,296			
Number	16	3	13			
Sub-Contracts						
Number	0	0	0			
Dollar Amount	0	0	0			

Table 8 - Minority Business and Women Business Enterprises

Minority Owners of Rental Property – Indicate the number of HOME assisted rental property owners and the total amount of HOME funds in these rental properties assisted						
	Total	Minority Property Owners				White Non-Hispanic
		Alaskan Native or American Indian	Asian or Pacific Islander	Black Non-Hispanic	Hispanic	
Number	0	0	0	0	0	0
Dollar Amount	0	0	0	0	0	0

Table 9 – Minority Owners of Rental Property

Relocation and Real Property Acquisition – Indicate the number of persons displaced, the cost of relocation payments, the number of parcels acquired, and the cost of acquisition						
Parcels Acquired		0		0		
Businesses Displaced		0		0		
Nonprofit Organizations Displaced		0		0		
Households Temporarily Relocated, not Displaced		0		0		
Households Displaced	Total	Minority Property Enterprises				White Non-Hispanic
		Alaskan Native or American Indian	Asian or Pacific Islander	Black Non-Hispanic	Hispanic	
Number	0	0	0	0	0	0
Cost	0	0	0	0	0	0

Table 10 – Relocation and Real Property Acquisition

CR-20 - Affordable Housing 91.520(b)

Evaluation of the jurisdiction's progress in providing affordable housing, including the number and types of families served, the number of extremely low-income, low-income, moderate-income, and middle-income persons served.

	One-Year Goal	Actual
Number of Homeless households to be provided affordable housing units	20	14
Number of Non-Homeless households to be provided affordable housing units	105	248
Number of Special-Needs households to be provided affordable housing units	8	11
Total	133	273

Table 11 – Number of Households

	One-Year Goal	Actual
Number of households supported through Rental Assistance	30	17
Number of households supported through The Production of New Units	0	177
Number of households supported through Rehab of Existing Units	78	63
Number of households supported through Acquisition of Existing Units	25	16
Total	133	273

Table 12 – Number of Households Supported

Discuss the difference between goals and outcomes and problems encountered in meeting these goals.

The availability of affordable housing units and the costs of homes resulted in lower actual numbers for providing homeless affordable housing units, rental assistance, and acquisition of existing units. Housing rehabilitation efforts were also impacted due the value limits set by HUD.

Discuss how these outcomes will impact future annual action plans.

Efforts will continue as proposed to meet the goals and objectives established within the city's five-year Consolidated Plan. High rent levels confirm the need for the development of additional affordable

housing. Several projects are currently underway which will result in the development of 113 units in 2018 and another 198 planned to begin construction in 2018.

Include the number of extremely low-income, low-income, and moderate-income persons served by each activity where information on income by family size is required to determine the eligibility of the activity.

Number of Households Served	CDBG Actual	HOME Actual
Extremely Low-income	273	1
Low-income	221	2
Moderate-income	447	2
Total	941	5

Table 13 – Number of Households Served

Narrative Information

The CDBG program serves a higher number of low and extremely low income persons. HOME programs require higher incomes for home purchases and other activities funded under the program therefore, a higher number of low to moderate income persons are assisted.

CR-25 - Homeless and Other Special Needs 91.220(d, e); 91.320(d, e); 91.520(c)

Evaluate the jurisdiction's progress in meeting its specific objectives for reducing and ending homelessness through:

Reaching out to homeless persons (especially unsheltered persons) and assessing their individual needs

The city funded Aurora Mental Health's PATH Street Outreach program with \$18,000 in CDBG. PATH connected with 263 individuals, a decrease from the 476 individuals served in 2016. The decrease in numbers served, reflected the program's deliberate move toward implementing a more robust "street to housing model" by providing: (1) more intense services during outreach, which included an outreach therapist and access to a syringe exchange program and (2) devoting extensive time to each individual during street outreach contacts.

Aurora Warms the Night (AWtN) received \$25,000 in CDBG funds to provide motel vouchers on cold weather nights. In 2017 the number of persons grew to 538, up from the 284 unduplicated persons served in 2016. AWtN began seeing an increase of non-chronic, newly homeless persons. During the last three activations of 2017, approximately 280 people gathered for every activation, with as many as 30-40 cars of people (living in their cars). These individuals were employed, but had multiple barriers to obtaining housing. Approximately 136 households were referred to the "House Aurora Partnership", funded by city general funds, which assisted with first month's rent and deposit assistance for apartments. Utilizing multiple funding sources, AWtN was able to provide more motel vouchers, and more people throughout Aurora found their way to AWtN.

The city of Aurora funded the Aurora Cold Weather Outreach Team (ACOT) van to locate unsheltered persons in the community. The van was activated on 8 cold weather nights to transport unsheltered persons to shelter, and for those refusing transport, emergency supplies were provided. The van had a total of 121 contacts, with 31 individuals transported to shelter, medical centers or detox. The van was staffed by police, a licensed mental health professional, a licensed medical provider and an outreach worker. In addition to outreach by the van, Colfax Community Network (CCN), provided outreach to families living in motels.

The City of Aurora opened the Aurora Day Resource Center (ADRC) in July 2017. The center provided persons a place to be during the day and basic services such as meals, showers, laundry, medical, mental health services, workforce development and housing assistance. Eight care navigators and two case managers were available to help clients move towards self-sufficiency. ADRC was also used for limited emergency 24 hour overflow sheltering for those at risk during extreme hot/cold weather. In 2017, there was 1 cold weather activation that lasted 8 days, having sheltered 25 people per night. In the 5 full months of operation in 2017, the ADRC saw an increase from 306 unduplicated guests to 542 guests in December with the numbers having grown each month. A number of "high need" individuals were seen on a regular basis, but the numbers of "low need" individuals increased for specific services.

Addressing the emergency shelter and transitional housing needs of homeless persons

The Aurora @ Home collaborative continued to provide assistance for Rapid ReHousing through various funding sources.

Comitis has continued offering emergency shelter space. On cold weather nights, overflow has been accommodated within the facility and the ADRC. Aurora Warms the Night (AWtN) has continued to work in tandem with cold weather activations with motel vouchers. The Aurora Community Outreach Team (ACOT) van helped to transport people to shelter and provided basic supplies.

The City of Aurora is in year 3 of its three year total of \$4,500,000, of \$1,500,000 annual allotments towards homeless needs. The Homelessness Programs Director position completed her second year in 2017, overseeing homeless programs in the City of Aurora. In July 2017 City Council approved an additional increase in General Funds. These new monies will be dedicated to homelessness into the future, with a projected \$1.8 million in revenue annually. This will allow the continuance of homeless services that provide, as their primary outcome, exits to permanent housing.

Helping low-income individuals and families avoid becoming homeless, especially extremely low-income individuals and families and those who are: likely to become homeless after being discharged from publicly funded institutions and systems of care (such as health care facilities, mental health facilities, foster care and other youth facilities, and corrections programs and institutions); and, receiving assistance from public or private agencies that address housing, health, social services, employment, education, or youth needs

The city's Wellness Mental Health Court, working with AuMHC's Triage program, in 2017, housed 4 unique Municipal court clients with mental illness. Clients were approved by the court and had been frequent users of the health care system and mental health facilities. A total of 15 Clients have been part of the city's "Wellness" Mental Health Court in 2017.

Arapahoe County Department of Human Services and Department of Community Resources, provided HOME Tenant Based Rental Assistance (TBRA) funding to Aurora@Home, serving 18 households. In addition, Arapahoe County increased the personnel hours dedicated to Aurora@Home to a .8 full time employment specialist position. This employment specialist worked with case management, attended home visits, assisted families in accessing mainstream benefits, employment skill trainings, finding employment opportunities and finding transportation assistance.

Colorado Department of Housing HOME TBRA provided funds to the A@H program. The program's referrals came from Aurora Public Schools. 15 households have been housed in the program. The program tracks the progress of children in school once the families have been stabilized in housing.

Metro Denver Homeless Initiative (MDHI) Continuum of Care (CoC), sponsored VISTA members who participated with A@H. AuMHC was awarded 2017 grant funds administered by MDHI, for the Colorado

Division of Housing's (CDOH) ESG RRH funds. The funds will mark the first expansion of services beyond families with dependent children for the A@H program. Referrals will come through the ADRC and the OneHome coordinated entry system.

SuperNOFA funding through MDHI's CoC was renewed in 2017, to the Aurora Mental Health Center (AuMHC), in partnership with the Housing Authority of the City of Aurora (AHA) on behalf of A@H. In 2017 18 homeless families were actively involved in mental health clinical services.

City of Aurora General Funds (\$45,000) for Landlord Recruitment for the A@H collaborative program housed 34 households. Since 2016, 33 owners/property managers have been identified who are willing to work with A@H and approximately 18 of these contacts now notify the Landlord Recruiter of available units before or when they become vacant. The city's general funds have included an additional \$60,000 for the Aurora @ Home.

City of Aurora Community Development federal grants provided; CDBG funding to A@H - \$22,000 for case management for three grants. CDBG funding provided to AWtN - \$25,000 for cold weather motel vouchers. CDBG funding provided to AuMHC PATH - \$18,000 for homeless outreach services. HOME TBRA funding to A@H - \$50,000 for application fees, security deposit assistance and rental assistance. ESG RRH/HP funding to CHP through A@H - \$79,726 for rental assistance and services. And ESG Emergency Shelter funding to Mile High Behavioral Healthcare/Comitis Crisis Center and Gateway Domestic Violence Shelter – \$147,180 for shelter needs.

Helping homeless persons (especially chronically homeless individuals and families, families with children, veterans and their families, and unaccompanied youth) make the transition to permanent housing and independent living, including shortening the period of time that individuals and families experience homelessness, facilitating access for homeless individuals and families to affordable housing units, and preventing individuals and families who were recently homeless from becoming homeless again

The Aurora City Council continues to prioritize addressing homelessness as one of its top ten priorities, and alongside its collaborative partners, continues to grow and expand homelessness initiatives and programs.

The city and A@H's collaborative partners are active with Metro Denver Homeless Initiative (MDHI), which is HUD's designated Continuum of Care (CoC) for the region. The city's Homelessness Program Director participated on the MDHI Board of Directors, as the Vice President of "Continuum Activities". MDHI has continued to develop and implement the Coordinated Assessment and Housing Placement System (CAHPS), which is now known as OneHome. The Aurora Mental Health Center's PATH program piloted the OneHome process in 2017 and had success in placing chronically homeless individuals into housing units using vouchers. The PATH program has now been granted direct funds through CDOH MDHI's ESG RRH program in order to locate and place homeless individuals into permanent housing. OneHome utilizes VI-SPDAT and SPDAT to identify potential applicants for this

program. The other A@H Programs already use the VI-SPDAT and SPDAT to determine eligibility, the next step for them is the initiation of using OneHome to determine the most in need for these other A@H programs.

Aurora @ Home has made great strides in 2017. There have been 59 households assisted with Rapid Re-Housing funds and 9 households assisted with Homelessness Prevention funds. This equates to a total of 279 people housed, 83 of these are adults and 196 of these are children. Twenty families exited their housing units, with 80% exiting to permanent housing: 10 families to unsubsidized housing units and 6 to subsidized housing units. Four Families (20%) exited to other circumstances (e.g. substance abuse treatment, etc.) Funding increased from 2016-2017 by \$192,476. A@H now has 3 fiscal agents responsible for handling various funding streams for the collaborative, Aurora Housing Authority, Aurora Mental Health Center and Community Housing Partners. A@H Leadership has transitioned from AHA to the other fiscal agents of A@H, Aurora Mental Health Center and Community Housing Partners. A@H has continued to update their Policies and Procedures, adding in 2017, the new VAWA Relocation Policy. Aurora@Home collaborative members partnered in the relocation of families from the Kings Inn Motel.

CR-30 - Public Housing 91.220(h); 91.320(j)

Actions taken to address the needs of public housing

In 2014, Aurora Housing Authority (AHA) submitted its 2015-2019 Five Year Plan to HUD anticipating the demolition and disposition of all Public Housing units. However, in 2016 AHA submitted a revised Five Year Plan indicating that 4 Public Housing units would be retained for Phase 3 of the redevelopment of former Buckingham Gardens. These 4 units have been retained in the 2017 and 2018 Annual Plans. Phase 3 is now under construction with completion set for the summer of 2018. Phase 1 and 2 of the redevelopment is called Villages at Westerly Creek 1 and 2 and provides housing to seniors. The third and final phase of the redevelopment which will include 24 senior units (4 of which will be Public Housing) and 50 family units.

AHA administers 1,123 Housing Choice Vouchers (HCV), 100 Veterans Administration Supportive Housing (VASH), 75 Near Elderly Disabled (NED) vouchers, 120 Project-Based (PBV) 50 Family Unification Program (FUP) vouchers (35 for families to re-unite and 15 for youth exiting foster care) and 44 relocation vouchers for a total of 1512 vouchers. AHA had an average of 572 portable vouchers in 2017 or an average of 51% of the voucher program at AHA consists of portables. AHA maintains a waiting list for its Section 8 vouchers; the wait list has been closed since 2005. In 2013, AHA staff contacted those still on the waiting list, and the resulting responses reduced the waiting list to just over 100 households. In 2017, AHA's Housing Choice Voucher (HCV) program was in shortfall. The shortfall was a direct result of a significant increases in FMR's (e.g., one year there was a 20% increase in FMR's and an average increase of 3% in Budget Authority) without proportional increases in the Budget Authority. AHA is not anticipating being in shortfall in 2018. When vouchers are available, AHA invites families exiting homeless housing programs associated with Aurora@Home (the City of Aurora's plan to address homelessness) to apply for eligibility for an HCV. AHA also maintains the wait list for Mod-Rehab units in Aurora. In 2016 and 2017, two property owners in the Mod-Rehab program opted out of the program. At the end of 2017, there were 277 Mod-Rehab units remaining in Aurora. AHA's Section 8 program continues to be designated a "High Performer" by HUD for their Housing Choice Voucher program.

In all, AHA has ownership and management of 653 of affordable rental housing in Aurora. Of those units, 623 are subsidized or income restricted and 30 are conventional rate housing units. Currently, only one senior property is accepting applications. All other waitlists were closed at the end of 2017 and applications were not being accepted. In 2018, the waitlists at 2 existing properties will open and one new development, Phase 3 of Village at Westerly Creek, will open for applications.

Actions taken to encourage public housing residents to become more involved in management and participate in homeownership

As noted above, AHA submitted for disposition and demolition of all Public Housing units at Buckingham Gardens with the redevelopment, Village at Westerly Creek Phase 1, 2 and 3. The 2015-2019 Five Year

Plan noted the disposition of Public Housing units but in 2016 a Revised Five Year Plan was submitted retaining 4 units of Public Housing for Phase 3 of the Village at Westerly Creek redevelopment. Phase 3 construction will be completed late summer 2018.

AHA has a Resident Advisory Council (not to be confused with a Public Housing Resident Advisory Board) that meets 2-3 times per year and consists of Resident Council representatives from 4 family properties and 2 senior properties. In addition, to Resident Council representatives, the Resident Advisory Council also includes representatives from the FUP and VASH programs.

Actions taken to provide assistance to troubled PHAs

Not Applicable.

CR-35 - Other Actions 91.220(j)-(k); 91.320(i)-(j)

Actions taken to remove or ameliorate the negative effects of public policies that serve as barriers to affordable housing such as land use controls, tax policies affecting land, zoning ordinances, building codes, fees and charges, growth limitations, and policies affecting the return on residential investment. 91.220 (j); 91.320 (i)

BARRIERS TO AFFORDABLE HOUSING

Development fees are a large expense to an affordable housing developer. The city's development fees are generally on par with other major jurisdictions in the Metro Denver area. Water and sewer tap fees typically make up the largest percentage of the overall development fee. Beginning in 2014, the city reduced their water and sewer tap fees by an average of \$8,000 per unit for single-family detached development. For multi-family housing, the water tap fees were reduced by \$3,680 per unit which is a percentage reduction of about 29%. Additionally, the city reduced the park development fee for developing multi-family housing in Transit Oriented Development (TOD) areas.

Other land use regulations that add costs to development include requirements for higher cost aesthetic building materials to cover a percentage of the building, parking requirements, balcony requirements, and other standards.

In 2014, the city's Planning and Development Department began a comprehensive update of the city's Zoning Code. The City hired Clarion Associates for this comprehensive update which is being rolled out in 2018. Community Development staff has provided recommendations and strategies from the 2015 Analysis of Impediments to Fair Housing Choice and has provided input throughout the update process. CD staff has also held discussions with Planning and other city staff on waivers to lower development costs for specific projects.

Actions taken to address obstacles to meeting underserved needs. 91.220(k); 91.320(j)

In addition to all of the city-wide housing and homeless/at-risk services already described, the following activities carried out by the city addressed underserved needs:

Neighborhood Support Division

During 2017, there were four Code Enforcement Officers paid with CDBG funds in income eligible area. Code Enforcement personnel provided monthly trainings at the city's Home Owner Assistance Program (HOAP). In 2017, 991 potential home owners were educated on City ordinances related to new property ownership. In addition, Code Enforcement personnel provides a Code Academy class to interested residents and instructs on code requirements, procedures used to enforce codes, and how residents can be involved in their community to ensure a healthy and safe environment. The Academy is an organized approach to help interested residents better understand city ordinances and, if they desire, share this

information with fellow neighbors to maintain the quality of life residents expect within the City of Aurora.

Within the Neighborhood Support Division, Code Enforcement Officers assigned to CDBG eligible geographic areas perform a variety of duties specific to code enforcement. They conduct systematic multi-family housing inspections, mobile home inspections, site plan inspections, and zoning inspections within the Original Aurora area. They also provided organizational development assistance in the Neighborhood Revitalization Strategy Area (NRSA). They secure vacant buildings to ensure the integrity of the area and to diminish opportunities for criminal activity and they work alongside the Aurora Police Department, Aurora Fire Department, the Homelessness Program Director and Building Department to provide a safe living environment for those that call the Original Aurora area their home.

Code personnel in income eligible areas performed 31,107 enforcement actions during 2017, which includes 9,690 zoning and multi-family housing inspections and 7,007 re-inspections. The workgroup wrote 4,699 Notices of Violation, initiated 447 abatements, issued 107 summonses into court, removed 238 illegal signs, performed 4,400 assists, and made personal contact and/or provided information to residents 4,519 times.

Code Enforcement personnel performed the following enhanced Code Enforcement activities in income eligible geographic areas in 2017:

- Hotel/Motel Inspections-Code Enforcement Officers inspected 473 hotel/motel dwelling units and all units were brought into compliance with health, safety and sanitation requirements.
- Collaborative Crime Reduction Enforcement- Code Officers collaborated with other city agencies including Tax and License enforcement, law enforcement, and parking personnel to address area decline, and perceptions of crime.
- Parking Enforcement Collaboration- Code Enforcement Personnel partnered in the enforcement of abandoned vehicles parked on streets negatively impacting neighborhoods to arrest indicators of decline and negative impacts. In 2017, Code Officers issued 102 parking enforcement citations in income eligible areas.
- Dumping Deterrent- A special illegal dumping deterrent program places code enforcement monitored cameras in high violation areas to deter illegal dumping and arrest area decline.

Actions taken to reduce lead-based paint hazards. 91.220(k); 91.320(j)

All staff members of CD Rehabilitation Programs maintained certification by the State of Colorado in Lead Based Paint Inspections/Risk Assessments. Additionally, one HOAP staff member is trained in lead based paint inspections, analysis and clearance testing. The CD Division included HUD-mandated lead based paint containment/abatement procedures in its standard rehabilitation programs.

Lead-Based Paint in Housing Rehabilitation Programs:

The Housing Rehabilitation Programs raised the awareness of private and non-profit housing providers of the 1992 Residential Lead-Based Paint Hazard Reduction Act and its implications. Recognizing that homes built prior to 1978 are more likely to contain lead-based paint, the programs made determinations relating to lead based paint through testing. Positive tests resulted in appropriate mitigation by competent contractors.

In 2017, the Single-Family Rehabilitation Program performed lead hazard reduction work on 8 units. The total cost was \$32,312, which included staff and contractor training, supplies, initial and clearance testing, and other miscellaneous costs.

Lead-Based Paint in the Homeownership Assistance Program (HOAP):

The HOAP program performed 8 lead hazard screenings for a total cost of \$2,966. Two homes received lead hazard repairs, at a cost of \$4,920.

Actions taken to reduce the number of poverty-level families. 91.220(k); 91.320(j)

ANTI-POVERTY:

In 2017, each priority in this CAPER was designed and intended to reduce the number of persons living below the poverty level within Aurora. While striving to reduce poverty in the community, the city, to every extent possible, supported resources and programs to:

1. Identify and pursue partnerships with the educational, business and faith-based communities that promote educational opportunities for Aurora low income residents and families.
2. Work with agencies such as the Adams and Arapahoe County workforce development offices in linking lower income residents to jobs within the community.
3. Develop job skills of the local workforce so that they can obtain higher paying employment with benefits and health care.
4. Strengthen and expand local viable businesses that provide livable-wage jobs to Aurora residents.
5. Pursue marketing strategies for the Commercial Renovation Program that will reduce or eliminate blighting influences and to assist in job creation and/or job retention.
6. Support the recruitment of new viable businesses and increase the capacity of existing businesses that hire local residents as employees and provide livable-wage jobs with benefits.
7. Support service agencies that seek to both stabilize households in a state of fragility and also to move families and individuals toward self-sufficiency.
8. Strengthen the delivery and coordination of human and support services, including but not limited to: affordable health care, child care services, at-risk youth programs, mental health services; and public safety programs.

9. Maintain and develop affordable and stable housing so that poverty-level families and individuals are able to concentrate on making better lives for themselves.

The city continued to help households through its community development programs that focused on providing decent and safe housing. The city continued to administer a set of programs that “proactively” provided financial opportunities and knowledge for poverty level families to come out of poverty. They included the Pre-Purchase Counseling, Educational Seminars, Homeownership Assistance Loans, and many more previously described initiatives.

In addition to the programs described above, the city also administered a set of programs that assists those families that are in danger of falling into poverty by providing useful information and intermediary services with lenders and creditors. They included Foreclosure Prevention Counseling, Pre-Foreclosure Sale Counseling, Reverse Mortgage Counseling, and Educational Seminars such as Financial Fitness.

Actions taken to develop institutional structure. 91.220(k); 91.320(j)

The Community Development Division of Aurora’s Neighborhood Services Department was the designated Lead Agency responsible for administering programs covered by the 2015-2019 Consolidated Plan and associated Action Plans. The CD Division ensured compliance with program and comprehensive planning requirements, as well as coordinated the public outreach.

CD maintains a hierarchy of staff who are responsible for meeting all federal, state and local regulations with respect to their individual program responsibilities. The manager, program supervisors, financial analyst, planner, and administrative technician meet at least twice per month to discuss these issues. Checklists, duplicate reviews and established policies and procedures were integrated into each project.

Aurora continued to implement priorities, objectives, and tasks outlined in the Consolidated and Action Plans with extensive consultation between citizens, the Housing Authority of the City of Aurora, housing and human service providers, and other city agencies. The agencies and organizations that coordinated activities and programs that addressed housing and community development needs supported and complemented each other in a proactive manner in order to overcome gaps in institutional structure and enhance coordination.

City agencies, including the CD Division, Development Services Division, Aurora Business Development Center and Neighborhood Support (Code Enforcement) Division, routinely participated in public forums to get resident feedback on neighborhood issues and concerns. These on-going outreach efforts assisted in the development of community priorities, identified neighborhood concerns and issues, and allowed city departments to market their programs and inform the public about city code and other policies.

Actions taken to enhance coordination between public and private housing and social service agencies. 91.220(k); 91.320(j)

The city will continue to identify and pursue opportunities to strengthen communication and coordination between housing and human service providers. The primary cooperative is the Aurora @ Home Collaborative which is the city's ten year plan to address homelessness.

The Aurora @ Home program to Rapidly Re-house/Prevent Homelessness for families with children served as a pilot not only for how a program would work, but for how the collaborative would work. After testing the pilot for two years, the Aurora @ Home Governing Board undertook a strategic re-visioning and determined that they would expand the Plan to include all homeless and at-risk populations, with a tiered level of funding to continue to prioritize families with children with the Aurora @ Home program, while pursuing new initiatives to address all populations.

More detailed actions taken to enhance coordination between public and private housing and social service agencies is described in the section CR-25: Homeless and Other Special Needs, and other sections.

Identify actions taken to overcome the effects of any impediments identified in the jurisdictions analysis of impediments to fair housing choice. 91.520(a)

An Analysis of Impediments to Fair Housing Choice (AI) was prepared for Aurora by a consultant, EVStudio, in 2014, prior to the 2015-2019 Consolidated planning process in order to better inform the city on potential impediments before beginning the Housing Needs Assessment. The AI was then updated with the most recent housing data found in the 2015-2019 Consolidated Plan after the Consolidated Plan was finalized, in the summer of 2015, and submitted the updated AI to HUD with the 2016 Action Plan. Staff awaited consultation comments from the National Fair Housing Association (NFHA) and the Denver Metro Fair Housing Center (DMFHC) before submitting it to HUD.

There were five impediments in the AI, of which actions taken for #1-4 are discussed below, while #5 is discussed at the beginning of this section.

IMPEDIMENT 1. LACK OF VARIETY OF AFFORDABLE RENTAL UNITS FOR VERY LOW, LOW AND MODERATE INCOME POPULATIONS: The new actions taken to increase the supply and variety of affordable rental units, especially larger units, is discussed throughout this CAPER.

IMPEDIMENT 2: AFFORDABLE UNITS ARE SUBSTANDARD AND LOCATED IN LESS DESIRABLE NEIGHBORHOODS: The city has continued to prioritize consistent funding for its core housing rehabilitation programs. The city also began a Radon Mitigation program, one of the first of its kind in the country to address this health issue. The city also funded three renovations for multi-family rental projects, and has several more planned to be completed during the 2015-2019 period.

IMPEDIMENT 3: NEED FOR ADDITIONAL SUPPORT FOR COUNSELING ON REQUIREMENTS TO OBTAIN HOUSING FOR AT-RISK POPULATIONS: The number of clients provided rental counseling in 2017 was 35. A total of 384 inquiries were made. The HOAP staff also provided financial fitness classes in 2017, open to homeowners, homebuyers, and renters. 30 people attended these classes. HOAP seminars provided information to 961 participants regarding the home-buying process, including a session pertaining to Fair Housing rights. Participants of the HOAP seminars received a copy of the Fair Housing Guide and class instruction on who to call with a fair housing complaint. Along with the provision of fair housing materials, the city provided over \$249,838 for housing counseling salaries to cover staff time spent on fair housing activities serving clients.

IMPEDIMENT 4: LACK OF VARIETY OF HOUSING OPTIONS FOR LOW TO MODERATE INCOME POPULATIONS AND AT-RISK POPULATIONS: Discussed throughout this CAPER.

CR-40 - Monitoring 91.220 and 91.230

Describe the standards and procedures used to monitor activities carried out in furtherance of the plan and used to ensure long-term compliance with requirements of the programs involved, including minority business outreach and the comprehensive planning requirements

The city administers many of its activities directly, such as the Housing Rehabilitation and Home Ownership Program (HOAP). Activities that are funded in other city departments are paid through a strict reimbursement basis, so they are monitored on an on-going basis, (ex., Public Works' Alley Paving program, and Code Enforcement).

The standards and procedures the city follows to monitor program activities carried out by agencies other than the city (i.e., subrecipients) to ensure long-term compliance with program and comprehensive planning requirements included:

- CAPER (Consolidated Annual Performance and Evaluation Report);
- Pre-Award Risk Assessment (2 CFR 200), quarterly and annual reports;
- Monitoring of city operations and files against changing OMB & HUD rules & CPD Notices;
- Perform monitoring of subrecipients; and/or
- Annual A-133 audit conducted by third party audit firm.

OMB 2 CFR 200 requires that staff conduct a subrecipient pre-award risk assessment and receive any required audits, through an executed agreement which governs the use of the federal funds. Construction activity funded with federal funds is inspected, and sometimes managed, by the city and documented accordingly; and non-construction activity is reviewed through quarterly reports and back-up documentation required for each draw down request and documented accordingly.

The city conducts on-site monitoring of appropriate subrecipients on an annual basis, after determining which subrecipients will require an in-depth review and which will require a limited review. The city will determine which subrecipients will receive on-site monitoring by analyzing program areas such as 1) Risk factors, including first time subrecipients; 2) Organizational change/turnover of key staff; 3) Amount of total grant award; 4) Past administrative history; 5) Past program performance; 6) Financial stability; 7) Projects of a complex nature; and 8) Projects recommended for monitoring by HUD.

In 2017, the city conducted a risk assessment on existing subrecipients and selected one public service agency to monitor on-site. Additionally, 8 HOME funded multifamily affordable housing projects were also monitored.

For Minority-Owned and Women-Owned Business Enterprise (MBE-WBE) outreach, the city advertises all bids on projects over \$100,000 in the weekly Aurora Sentinel, as well as to the Division's established contractor bid list. This list is used for all programs/projects, which includes 3 WBE's (JO-Enterprises, Inc., H & F Services, Inc., and Reliant Radon) and 5 MBE's (Lent Construction, LLC. J.C. Construction Builders, Rigid Construction, LLC., American West Roofing, and Kung Architecture). In 2017, there were 4 businesses certified as Section 3: C.S.I. Incorporated, JO- Enterprises, Inc., Prairie Snow Enterprises, Inc. and American West Roofing. In 2018, staff will continue their marketing outreach for additional contractors, including MBE, WBE and Section 3, in order to increase the established bid list.

Citizen Participation Plan 91.105(d); 91.115(d)

Describe the efforts to provide citizens with reasonable notice and an opportunity to comment on performance reports.

The city's Citizen Participation Plan requires that the CAPER be made available for public review and comment for a minimum of fifteen days. A Public Notice (copy included in "Other Attachments) announcing the CAPER availability for public review was published in both English and Spanish in the Thursday, March 8, 2018 edition of the Aurora Sentinel. Copies were also made available for review at the Community Development office located at 9898 East Colfax Avenue, Aurora, Colorado, as well as on the city's website at:

https://www.auroragov.org/residents/community_development/reports__stats_and_documents/

The English/Spanish Public Notice on the website can be translated into over 65 languages. In an effort to expand outreach and encourage participation by all of its citizens, including minorities, non-English speaking persons, and persons with disabilities, the city also posted the English/Spanish Public Notice at the Martin Luther King Jr. Library, the Moorhead Recreation Center, the Aurora Center for Active Adults, the Hoffman Heights Youth Center, and the Crawford Elementary School/Community Center all of which are in the NRSA area.

CR-45 - CDBG 91.520(c)

Specify the nature of, and reasons for, any changes in the jurisdiction’s program objectives and indications of how the jurisdiction would change its programs as a result of its experiences.

The Community Development Division received a large amount of Program Income from both the CDBG and HOME programs during the 2017 program year providing additional resources for the city to address its program objectives. There were no changes in overall objectives, just an increase in funding to meet priorities identified within the Consolidated Plan.

Does this Jurisdiction have any open Brownfields Economic Development Initiative (BEDI) grants?

No

[BEDI grantees] Describe accomplishments and program outcomes during the last year.

CR-50 - HOME 91.520(d)

Include the results of on-site inspections of affordable rental housing assisted under the program to determine compliance with housing codes and other applicable regulations

Please list those projects that should have been inspected on-site this program year based upon the schedule in §92.504(d). Indicate which of these were inspected and a summary of issues that were detected during the inspection. For those that were not inspected, please indicate the reason and how you will remedy the situation.

There are 14 multi-family projects that are subject to the HOME requirements, including two projects funded by the Neighborhood Stabilization Program (NSP). Annual Rental Housing Compliance Certifications were completed on all projects, and 8 of the 14 projects received on-site monitoring. The other 6 projects have inspections scheduled per HOME regulations. In addition to the required program monitoring, the City of Aurora has a Systematic Housing Inspection Program for properties with 8 or more rental units to ensure compliance with minimum housing standards.

The following 8 projects were monitored in 2017:

- 13th Avenue Apartments-10 units
- Greenleaf Apartments-8 units
- 3120 Ursula St.-1 unit
- E. 8th Avenue-8 units
- Tollgate Creek-3 units
- Plaza Townhomes-3 units
- Development Pathways Group Home-1 unit
- Trolley Park-2 units

All developments were found to be in full compliance.

Provide an assessment of the jurisdiction's affirmative marketing actions for HOME units.

92.351(b)

All of the city funded HOME projects had high percentages of minority households served, particularly the multi-family projects and HOAP program:

The 8 multi-family projects monitored in 2017 had a 59% minority occupancy rate.

For the city's Homeownership Assistance Program (HOAP) loans, of the 16 loans completed, 62.5% were minority households as follows:

6 White-Non Hispanic = 37.5%

1 Asian = 6.25%

6 Black/African-American = 37.5%

1 Native American or Alaskan & White = 6.25%

2 Other Multi-racial = 12.5%

For the city's Single Family Rehabilitation loans, of the 16 loans completed, 50% were minority households as follows:

8 White-Non-Hispanic = 50%

2 White-Hispanic – 12.5%

6 Black/African-American = 37.5%

Refer to IDIS reports to describe the amount and use of program income for projects, including the number of projects and owner and tenant characteristics

The city received a total of \$1,709,261.82 in HOME Program Income during 2017. Prior to changes with how grantees expend their program a total of \$519,006.67 had been expended on projects. The balance was held and allocated to activities within the 2018 Annual Action Plan.

The program income expended during the 2017 program year went towards the following activities:

- \$482,837.55 was spent on Housing Rehabilitation. 64% of recipients were homeowners and minorities.
- \$30,683.26 was spent on homeownership activities. A total of five first time homebuyers received assistance. 60% of the homebuyers were minorities.
- \$5,985.86 was spent on Rapid Rehousing Activities. A total of 4 households were assisted. 100% of recipients were minorities.

The balance of the program income collected, \$1,272,255.15, has been allocated to several large new affordable housing projects. The developments include the Villages at Westerly Creek and Paris Street Apartments. The apartments began construction in 2017 and are expected to be completed in 2018. As a result no tenant characteristics have been collected.

Describe other actions taken to foster and maintain affordable housing. 91.220(k) (STATES ONLY: Including the coordination of LIHTC with the development of affordable housing). 91.320(j)

HOAP staff, as a HUD approved counseling agency, counseled 467 households in 2017 in the following areas:

Foreclosure Counseling = 42

HOAP staff assists clients with a detailed intake process and direct negotiation with their lender. HOAP has a standardized loss mitigation packet submission process which provides an honest assessment of every client's situation so that the lender can make a decision easily and without delay. HOAP also is a referral source for emergency services and job placement resources through the local workforce centers. HOAP staff continued their participation in the multi-jurisdictional Colorado Foreclosure Hotline.

Reverse Mortgage Counseling = 313

HOAP assisted many seniors in homeless prevention by providing counseling for Home Equity Conversion Mortgages (HECM, more commonly known as reverse equity mortgages).

Pre-purchase Counseling = 79 one-on-one sessions, in addition to 991 seminar attendees described below.

Rental Assistance/Counseling = 384 inquiries—resources and referrals given, with 11 clients assisted with rental assistance through the HOOO program.

The HOAP counseling program also received a HUD Housing Counseling Grant in the amount of \$43,500 and a \$5,000 private grant provide counseling to residents; the numbers reported above reflect total number of persons counseled.

In addition to the HOME funded HOAP loans, the city held homebuyer training seminars throughout the year which 991 persons attended: 660 persons attended the English seminars, and 301 persons attended the Spanish seminars, or 30% of seminar attendees. Of particular note, the city's population of persons that are Spanish speaking with Limited English Proficiency (LEP) is 12.2%. The HOAP program also distributed fair housing information to HOAP seminar attendees and HOAP clients.

HOAP staff made it a priority to outreach to lenders and realtors and continuously updates its Affirmative Fair Housing Marketing Plan contact list to keep the community abreast of HOAP program and Fair Housing updates. This list of community organizations, realtors, lenders, and apartment managers currently totals 41 organizations and five libraries. HOAP also provides education and training to lenders, realtors and landlords on proper fair housing policies and practices.

The Community Development Division has partnered with the Colorado Housing and Finance Authority (CHFA) on the Home Access Program. This program provides fixed market interest rate financing to low income, first time homebuyers who are individuals with a permanent disability, or are the parent(s) of a child or children with a permanent disability. In addition to this resource, Community Development staff maintains a small fund to support these homeowners with an occasional need for repairs or emergencies, as they are typically very low income.

CR-60 - ESG 91.520(g) (ESG Recipients only)

ESG Supplement to the CAPER in *e-snaps*

For Paperwork Reduction Act

1. Recipient Information—All Recipients Complete

Basic Grant Information

Recipient Name	AURORA
Organizational DUNS Number	623405909
EIN/TIN Number	846000564
Identify the Field Office	DENVER
Identify CoC(s) in which the recipient or subrecipient(s) will provide ESG assistance	Metropolitan Denver Homeless Initiative

ESG Contact Name

Prefix	Mrs
First Name	Anita
Middle Name	M
Last Name	Burkhart
Suffix	0
Title	Manger of Community Development

ESG Contact Address

Street Address 1	9898 East Colfax Ave
Street Address 2	0
City	Aurora
State	CO
ZIP Code	-
Phone Number	3037397924
Extension	0
Fax Number	3037397925
Email Address	aburkhar@auroragov.org

2. Reporting Period—All Recipients Complete

Program Year Start Date 01/01/2017
Program Year End Date 12/31/2017

3a. Subrecipient Form – Complete one form for each subrecipient

Subrecipient or Contractor Name: GATEWAY BATTERED WOMEN'S SHELTER
City: ARAPAHOE COUNTY CONSORTIUM
State: CO
Zip Code: ,
DUNS Number:
Is subrecipient a victim services provider: Y
Subrecipient Organization Type: Other Non-Profit Organization
ESG Subgrant or Contract Award Amount: 49060

Subrecipient or Contractor Name: Aurora Mental Health Center
City: Aurora
State: CO
Zip Code: 80014, 2637
DUNS Number: 079954202
Is subrecipient a victim services provider: N
Subrecipient Organization Type: Other Non-Profit Organization
ESG Subgrant or Contract Award Amount: 40600

Subrecipient or Contractor Name: Mile High Behavioral Healthcare and Comitis Crisis Center, Inc.
City: Aurora
State: CO
Zip Code: 80045, 7440
DUNS Number: 120619580
Is subrecipient a victim services provider: N
Subrecipient Organization Type: Other Non-Profit Organization
ESG Subgrant or Contract Award Amount: 82520

Subrecipient or Contractor Name: Aurora Housing Corporation (Community Housing Partners)

City: Aurora

State: CO

Zip Code: 80014, 2684

DUNS Number: 831798025

Is subrecipient a victim services provider: N

Subrecipient Organization Type: Other Non-Profit Organization

ESG Subgrant or Contract Award Amount: 54726

CR-65 - Persons Assisted

This data is now captured through HUD's Sage Program

4a. Complete for Homelessness Prevention Activities

Number of Persons in Households	Total
Adults	0
Children	0
Don't Know/Refused/Other	0
Missing Information	0
Total	0

Table 16 – Household Information for Homeless Prevention Activities

4b. Complete for Rapid Re-Housing Activities

Number of Persons in Households	Total
Adults	0
Children	0
Don't Know/Refused/Other	0
Missing Information	0
Total	0

Table 17 – Household Information for Rapid Re-Housing Activities

4c. Complete for Shelter

Number of Persons in Households	Total
Adults	0
Children	0
Don't Know/Refused/Other	0
Missing Information	0
Total	0

Table 18 – Shelter Information

4d. Street Outreach

Number of Persons in Households	Total
Adults	0
Children	0
Don't Know/Refused/Other	0
Missing Information	0
Total	0

Table 19 – Household Information for Street Outreach

4e. Totals for all Persons Served with ESG

Number of Persons in Households	Total
Adults	0
Children	0
Don't Know/Refused/Other	0
Missing Information	0
Total	0

Table 20 – Household Information for Persons Served with ESG

5. Gender—Complete for All Activities

	Total
Male	0
Female	0
Transgender	0
Don't Know/Refused/Other	0
Missing Information	0
Total	0

Table 21 – Gender Information

6. Age—Complete for All Activities

	Total
Under 18	0
18-24	0
25 and over	0
Don't Know/Refused/Other	0
Missing Information	0
Total	0

Table 22 – Age Information

7. Special Populations Served—Complete for All Activities

Number of Persons in Households

Subpopulation	Total	Total Persons Served – Prevention	Total Persons Served – RRH	Total Persons Served in Emergency Shelters
Veterans	0	0	0	0
Victims of Domestic Violence	0	0	0	0
Elderly	0	0	0	0
HIV/AIDS	0	0	0	0
Chronically Homeless	0	0	0	0
Persons with Disabilities:				
Severely Mentally Ill	0	0	0	0
Chronic Substance Abuse	0	0	0	0
Other Disability	0	0	0	0
Total (Unduplicated if possible)	0	0	0	0

Table 23 – Special Population Served

CR-70 – ESG 91.520(g) - Assistance Provided and Outcomes

10. Shelter Utilization

Number of New Units - Rehabbed	0
Number of New Units - Conversion	0
Total Number of bed-nights available	64,970
Total Number of bed-nights provided	43,338
Capacity Utilization	66.70%

Table 24 – Shelter Capacity

11. Project Outcomes Data measured under the performance standards developed in consultation with the CoC(s)

The City of Aurora is one of the seven jurisdictions within the Metro Denver Homeless Initiative (MDHI) CoC. MDHI has begun developing a system in which to capture the Performance Measurements for the Denver Metro Area, they are hoping to be able to achieve this goal in a year. The Coordinated Entry Program (called OneHome) is being piloted, which will help to prioritize the households that are most in need.

Coordinated Assessment:

- All A@H Programs have been using the VI-SPDAT to determine eligibility.
- In 2017, AuMHC’s program piloted the OneHome process. **Aurora @ Home, Aurora's Ten-Year Plan to Prevent and End Homelessness captures the following data:**

1. Reduce the unsheltered homeless population of the Aurora Area **Outcomes:**

- Aurora Mental Health’s PATH street outreach program is providing intense services, specially trained staff and extensive time with individuals during outreach.
- Aurora Warms the Night referred 136 employed households, for assistance with first month’s rent and security deposit to move into an apartment.
- The Aurora Day Resource Center is providing programs and services assisting homeless clients to obtain housing.

1. Reduce the recipient’s average length of times stayed for clients served in your program **Outcomes:**

- These outcomes will need to be answered through the MDHI CoC Performance evaluation, which is being developed, data will be captured through HMIS.

1. Document the percentage of persons exiting the program who transition to permanent housing.**Outcomes:**

- Total Exited to Housing = 80% of Families Exited to Permanent Housing
- 10 Families Exited to Permanent Housing (Unsubsidized)
- 6 Families Exited to Permanent Housing (Subsidized)
- 34 Households Housed
- 33 Owners/ Property Managers have been Recruited since Program Inception

1. Percentage of persons exiting your program who leave with employment income.**Outcomes:**
Arapahoe/Douglas Works! 2017 Service Provision

- 8 clients have received training/education assistance
- 44 clients have received job search assistance
- 32 clients have received clothing assistance
- 33 clients have received childcare assistance

1. Percentage of persons who remain engaged in substance abuse counseling and mental health counseling services after leaving your program.**Outcomes:**

- 4 Families (20%) exited due to substance use treatment and issues
- Program is unable to follow client after leaving program, once a family leaves program signed consents to Release of Information are no longer valid per HIPPA laws.

1. Reduce the percentage of persons who exit and return to homelessness within 3 months.**Outcomes:**

- 20 Families were tracked for housing stability after they exited and it was indicated that: 16 households were still stably housed and 4 households it was unknown as to their outcomes.

CR-75 – Expenditures

11. Expenditures

11a. ESG Expenditures for Homelessness Prevention

	Dollar Amount of Expenditures in Program Year		
	2015	2016	2017
Expenditures for Rental Assistance	0	0	0
Expenditures for Housing Relocation and Stabilization Services - Financial Assistance	0	0	0
Expenditures for Housing Relocation & Stabilization Services - Services	0	0	0
Expenditures for Homeless Prevention under Emergency Shelter Grants Program	0	0	0
Subtotal Homelessness Prevention	0	0	0

Table 25 – ESG Expenditures for Homelessness Prevention

11b. ESG Expenditures for Rapid Re-Housing

	Dollar Amount of Expenditures in Program Year		
	2015	2016	2017
Expenditures for Rental Assistance	0	42,981	0
Expenditures for Housing Relocation and Stabilization Services - Financial Assistance	0	6,768	0
Expenditures for Housing Relocation & Stabilization Services - Services	0	21,411	0
Expenditures for Homeless Assistance under Emergency Shelter Grants Program	0	0	0
Subtotal Rapid Re-Housing	0	71,160	0

Table 26 – ESG Expenditures for Rapid Re-Housing

11c. ESG Expenditures for Emergency Shelter

	Dollar Amount of Expenditures in Program Year		
	2015	2016	2017
Essential Services	0	29,427	0
Operations	0	92,037	0
Renovation	0	0	0
Major Rehab	0	0	0
Conversion	0	0	0
Subtotal	0	121,464	0

Table 27 – ESG Expenditures for Emergency Shelter

11d. Other Grant Expenditures

	Dollar Amount of Expenditures in Program Year		
	2015	2016	2017
Street Outreach	0	0	0
HMIS	0	0	0
Administration	0	7,301	10,381

Table 28 - Other Grant Expenditures

11e. Total ESG Grant Funds

Total ESG Funds Expended	2015	2016	2017
	0	199,925	10,381

Table 29 - Total ESG Funds Expended

11f. Match Source

	2015	2016	2017
Other Non-ESG HUD Funds	0	0	0
Other Federal Funds	0	0	0
State Government	0	0	0
Local Government	0	128,764	10,381
Private Funds	0	71,160	0
Other	0	0	0
Fees	0	0	0
Program Income	0	0	0
Total Match Amount	0	199,924	10,381

Table 30 - Other Funds Expended on Eligible ESG Activities

11g. Total

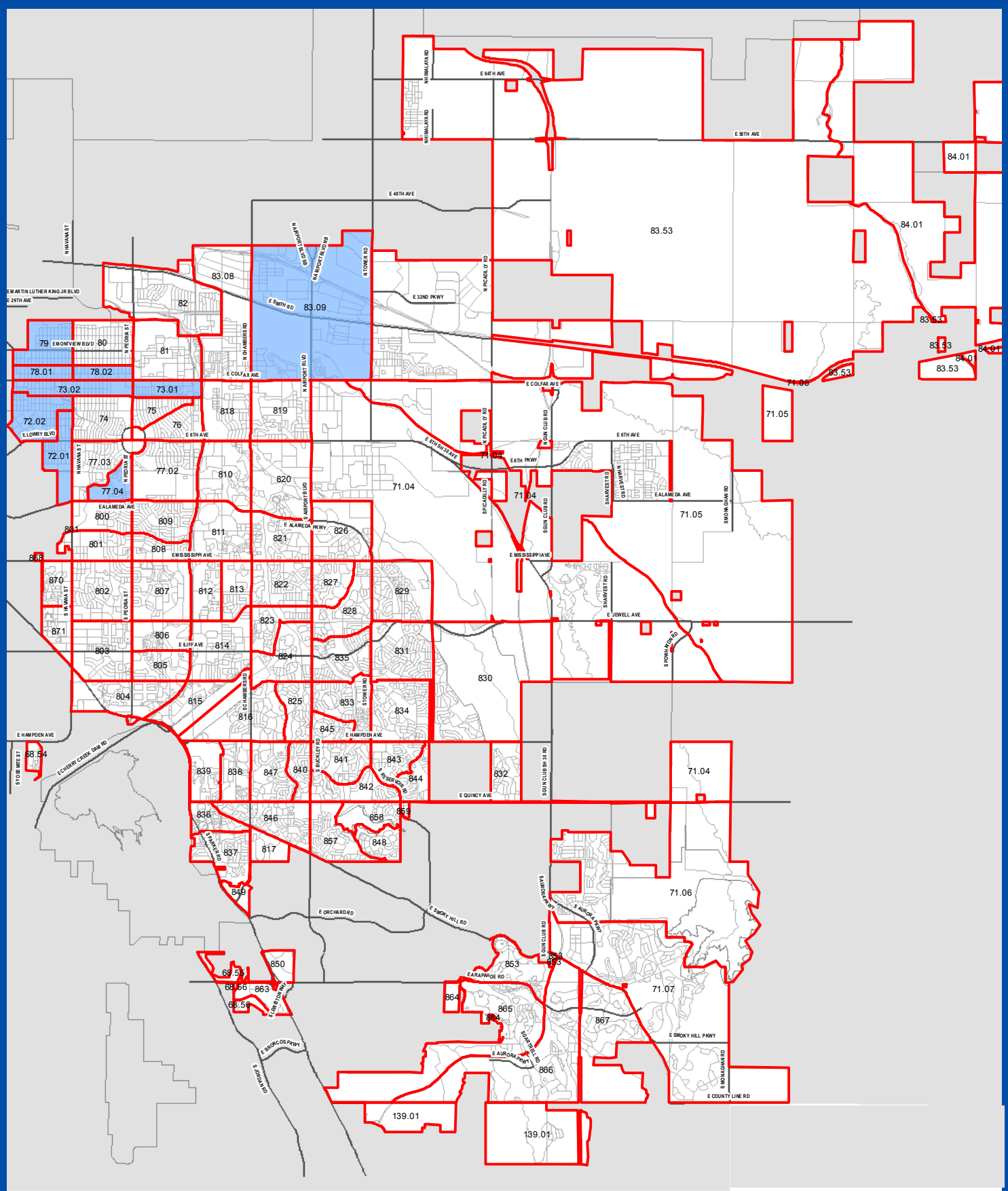
Total Amount of Funds Expended on ESG Activities	2015	2016	2017
	0	399,849	20,762

Table 31 - Total Amount of Funds Expended on ESG Activities

OTHER ATTACHMENTS

Activity	2017 Accomplishments
Single-family rehabilitation units	16
Emergency single-family repair	36
Handicap accessibility projects	11
Radon Mitigation projects	26
Hazardous Tree projects	9
Code Enforcement housing inspections	31,107 enforcement actions, including 9,690 zoning and housing inspections.
New construction of affordable multi-family units	Mt. Nebo – 177 units
HOAP down payment assistance loans	16
HOAP lead hazard screenings/repairs	8 screenings and 2 repairs
HOAP seminar attendees	660 English 301 Spanish 30 Financial Fitness
Pre-purchase counseling clients	79
Reverse mortgage counseling clients	313
Foreclosure counseling clients	42
Rental/homeless client contacts Home of Our Own (HOOO) clients	384 Rental/Homeless client contacts 11 received assistance.
Emergency and transitional housing supportive services; Rapid rehousing/Homelessness Prevention (RRH/HP)	<p>CDBG - AHA – Aurora @ Home RRH & HP – 160 persons in 38 households – provided case management CDBG - AuMHC/PATH – Street Outreach – 263 persons in 263 households – provided outreach CDBG - AWtN – Motel Voucher program – 538 persons in 538 households – provided motel vouchers ESG - CHP - Aurora @ Home RRH-35 persons in 12 households, HP-0 – provided rental assistance and case management ESG - Comitis – Emergency Shelter – 1646 persons in 1241 households – provided emergency shelter ESG - Gateway – Emergency Shelter – 461 people in 246 households – provided emergency shelter HOME TBRA - AHA - Aurora @ Home RRH/HP – 24 people in 6 households (3 HH’s are HP, 3 HH’s are RRH) – provided rental assistance Total unduplicated assisted per 7 subrecipient grant agreements: 3123 unduplicated persons, 2336 unduplicated households Note: some persons participated in more than one grant program. Example: a household may have received rental assistance through one program and case management through another.</p> <p>Extracting the CDBG AHA A@H RRH & HP numbers (this is the grant that provides case management services to multiple grants), Total unduplicated assisted per the remaining 6 subrecipient grant agreements: 2963 unduplicated persons, 2298 unduplicated households. A@H RRH/HP (Aurora grant funds – ESG/CHP, HOME-TBRA/AHA)(CDBG A@H provides case management for ESG/CHP & HOME TBRA) program: 55 unduplicated people, 17 unduplicated households</p>
Northwest Alleyway Paving Program	4 Alleys paved

Activity	2017 Accomplishments
NRSA Lighting Program	569 in service to date. Phase 1 completed.
Commercial renovation projects	1 completed (Irey Building)



Areas of Concentrated Minority Poverty



Legend

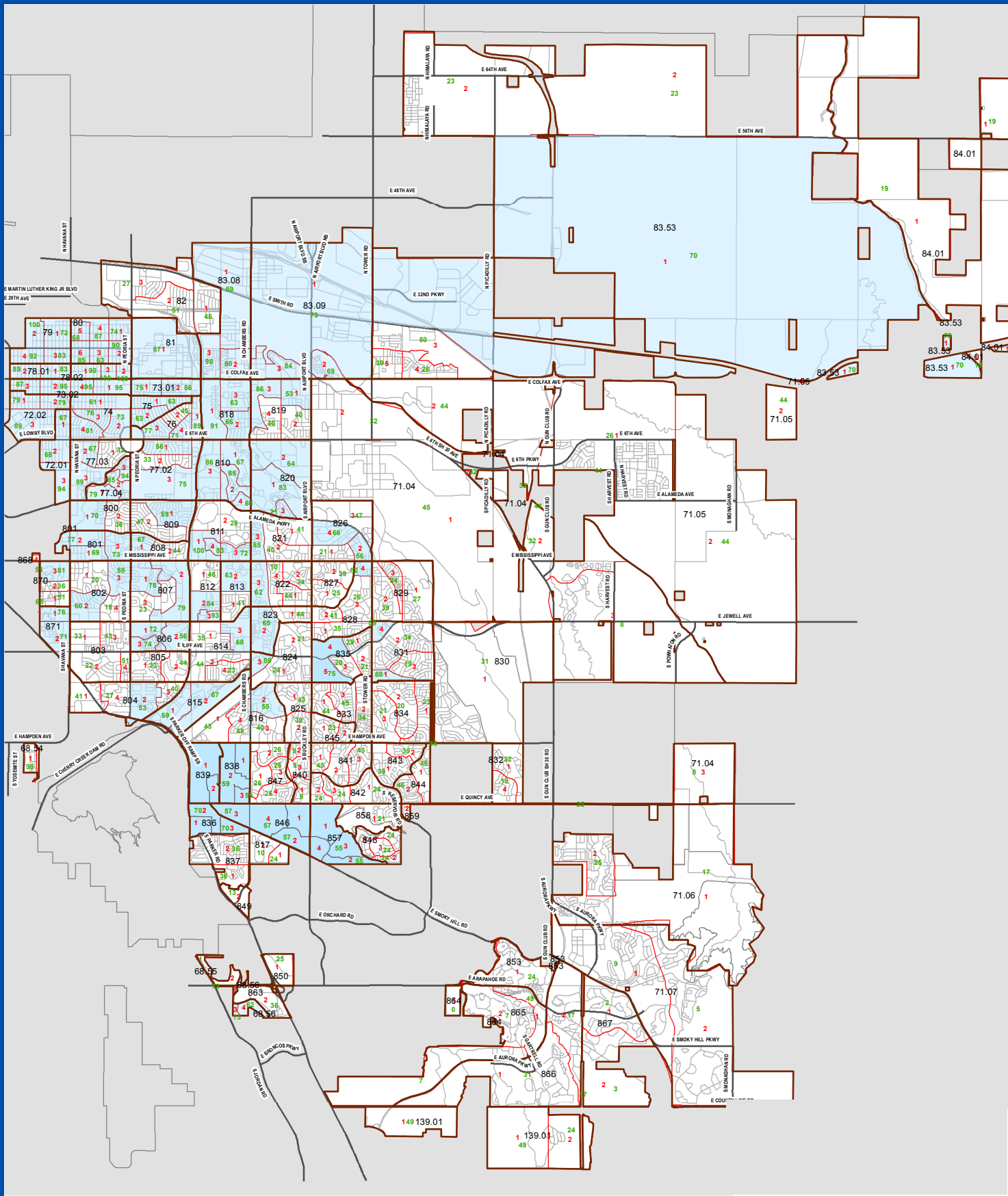
- Areas of Concentrated Minority Poverty
- 2010 Census Tracts
- Aurora



City of Aurora Planning Department
 P: 303.739.7250 15151 E. Alameda Parkway F: 303.739.7268
 Aurora, CO 80012
www.auroragov.org

DISCLAIMER: The City of Aurora, Colorado, makes no warranties or guarantees as to the accuracy or reliability of the data or conclusions of this map, nor shall the City incur any liability from any direct, indirect, incidental, or consequential damages of this map. The City makes no warranties, either expressed or implied, of fitness for a particular purpose, or merchantability, or fitness for any particular purpose. The City shall not be liable for any direct, indirect, incidental, consequential, punitive, or special damages, which are foreseeable or unforeseeable, arising out of the authorized or unauthorized use of this data by the user. To use this data or to out it any further, you agree to these terms and conditions.





Low/Moderate Income Census Block Map



Legend

- 2010 Census Blocks
- 2010 Census Blkgrps
- 2010 Census Tracts
- Aurora
- County Limits
- # Income Percentage
- 51% or Above Low/Mod Income Percentage

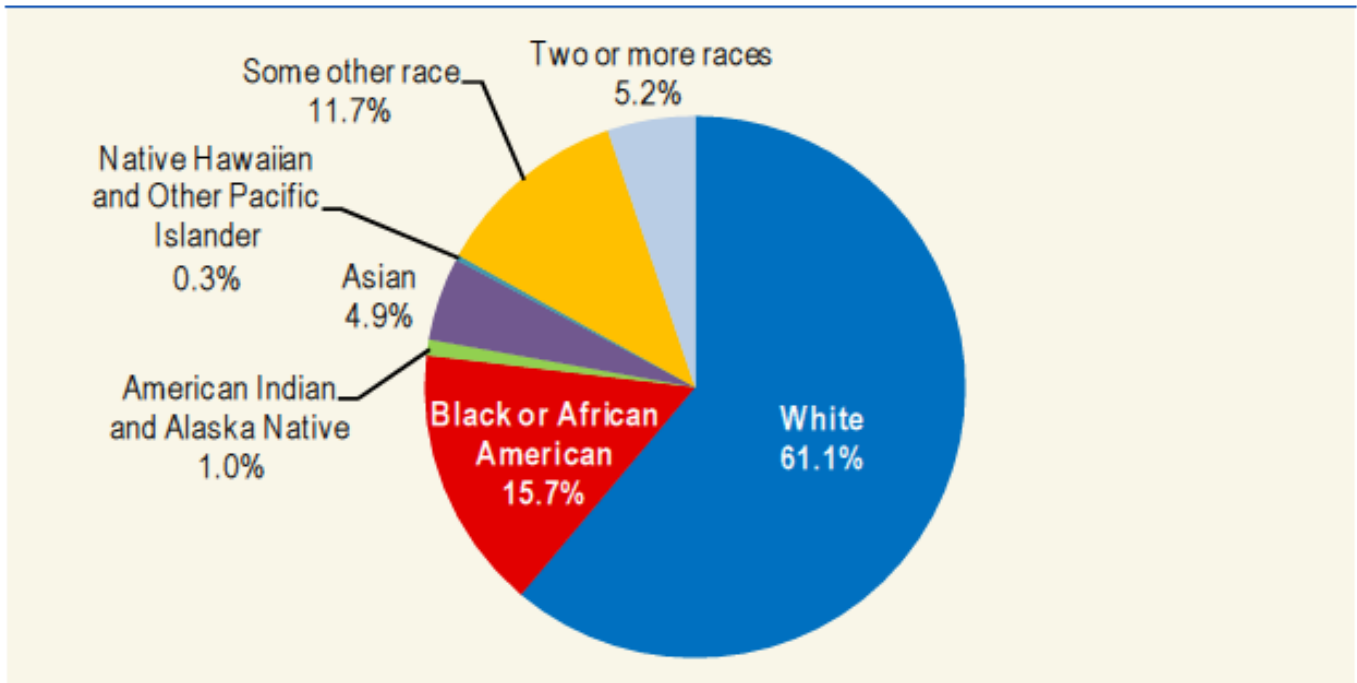


City of Aurora Planning Department
 P: 303.739.7250 15151 E. Alameda Parkway F: 303.739.7268
 Aurora, CO 80012
www.auroragov.org

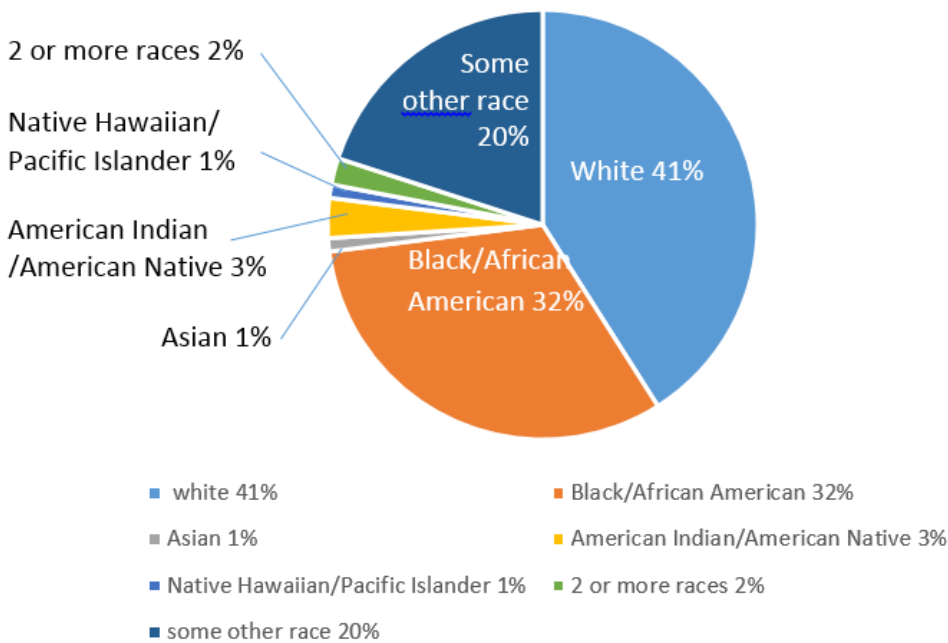
DISCLAIMER:
 The City of Aurora, Colorado, makes no warranties or guarantees, express or implied, as to the completeness, accuracy, or correctness of this data, nor shall the City incur any liability from any errors, omissions, or misleading information contained herein. The City makes no warranties, either express or implied, of the value, design, condition, fitness, or special damages for a particular purpose. The City shall not be liable for any direct, indirect, incidental, consequential, punitive or special damages, whether foreseeable or unforeseeable, arising out of the authorized or unauthorized use of this data or the inability to use this data or out of any breach of warranty whatsoever.



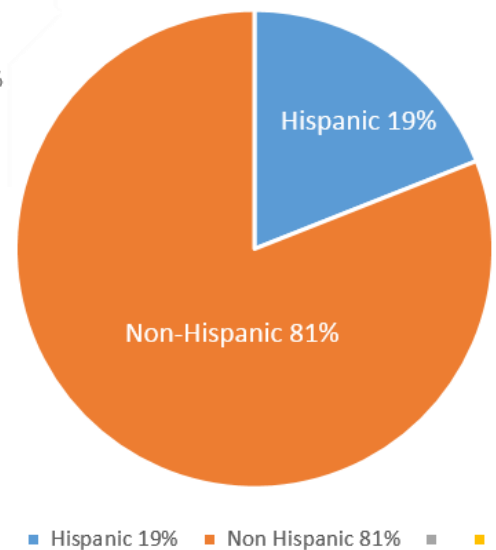
Aurora Percentage of Population by Race (2010)



Aurora Grant Area Percentage of Population by Race (2017)



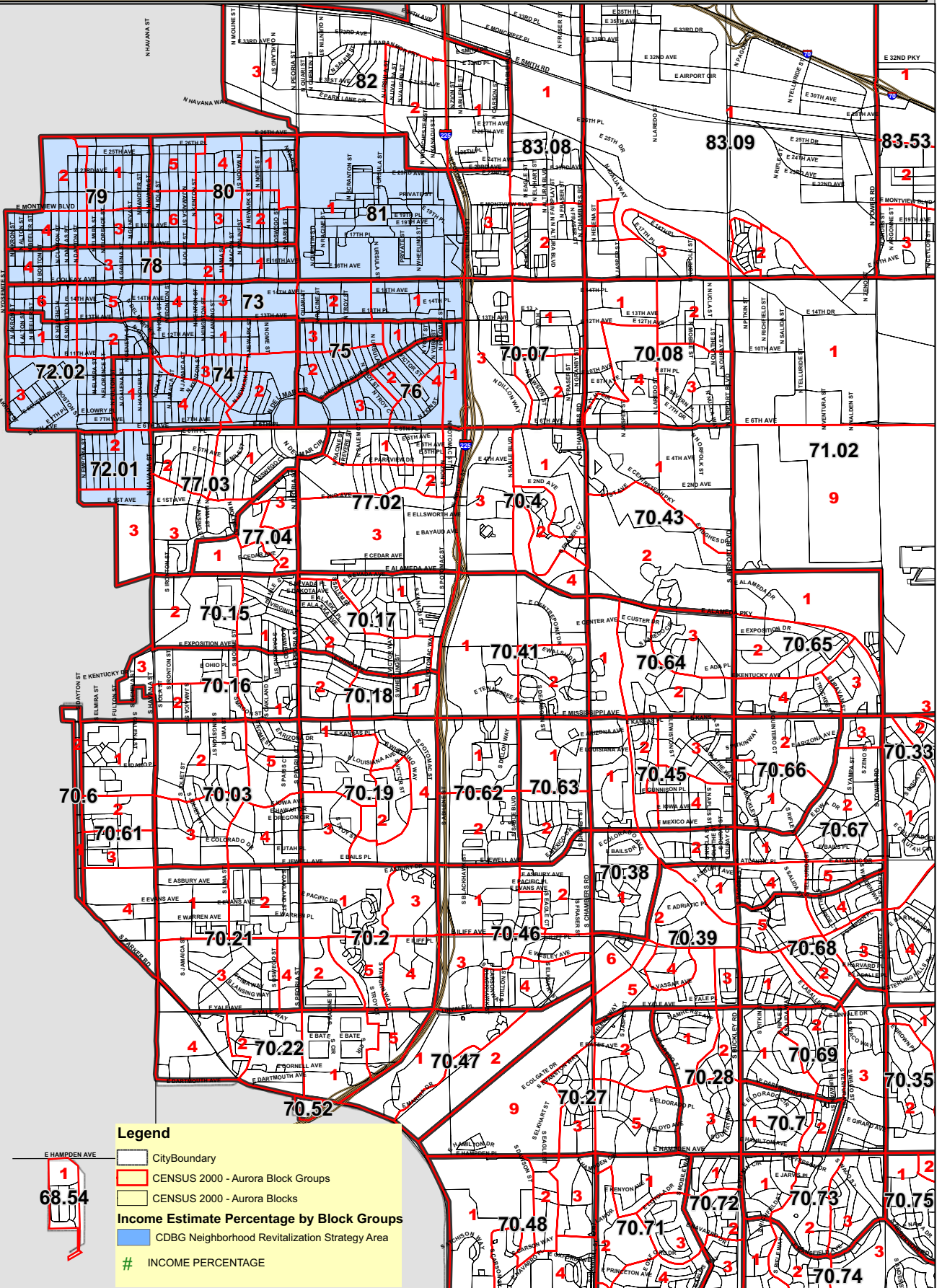
Ethnicity





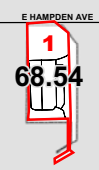
CDBG Neighborhood Revitalization Strategy Area (NRSA)

City of Aurora, Colorado



Legend

- City Boundary
- CENSUS 2000 - Aurora Block Groups
- CENSUS 2000 - Aurora Blocks
- CDBG Neighborhood Revitalization Strategy Area
- # INCOME PERCENTAGE



ORIGINAL AURORA NEIGHBORHOOD REVITALIZATION STRATEGY AREA (NRSA) – 2017 ACCOMPLISHMENTS

NRSA Goal 1: FOSTER A SUPPORTIVE BUSINESS ENVIRONMENT

Partners: Aurora Small Business Development Center (SBDC), Community Development Division, Development Services Division, commercial property owners, commercial/retail business owners, private-sector finance and development communities.

Task/Component	HUD Performance Indicators		2017 Projected Outputs	2017 Accomplishments
	Objective	Outcome		
Commercial Renovation	Creating Economic Opportunities	Sustainability	Complete 2 commercial renovation projects	1 Commercial Renovation Project completed, 2 underway.

Funding Resources:

CDBG: \$378,402 – Building Renovations

Total: \$378,402

The Commercial Renovation program completed the renovation of one storefront. The total CDBG grant and loan funding amounts to \$378,402 with additional owner cash. 2 additional projects were underway at the end of the program year.

The city met its NRSA Goal 1 activities through the renovation and by allocating \$300,000 in funding for additional parking in the NRSA. The parking lot is proposed for a future date if the need is determined.

NRSA Goal 2: PROMOTE HOMEOWNERSHIP

Partners: Community Development Division, Community Housing Development Organizations (CHDOs), Development Services Division, Colorado Housing and Finance Authority (CHFA), private-sector development community.

Task/Component	HUD Performance Indicators		2017 Projected Outputs	2017 Accomplishments
	Objective	Outcome		
Home Ownership Assistance	Decent Housing	Affordability	Target a portion (10% or 2-3 homes) of first-time homeownership assistance loans within Original Aurora.	2 HOAP Loans

Funding Resources:

HOME: \$16,902 - Home Ownership Assistance Program (HOAP)

Total: \$16,902

HOAP assisted two households with first-time homebuyer down payment and closing cost assistance within the NRSA, average assistance \$8,451.

NRSA Goal 3: IMPROVE THE HOUSING STOCK

Partners: Community Development Division, Housing Authority of the City of Aurora, Community Housing Partners (formerly Aurora Housing Corporation), Habitat for Humanity, Archway Housing and Services, Inc., private-sector development community.

Task/Component	HUD Performance Indicators		2017 Projected Outputs	2017 Accomplishments
	Objective	Outcome		
Single Family Rehab	Decent Housing	Availability/ Accessibility	63 homes (total city-wide)	-3 single family homes rehabbed -12 emergency repairs -2 handicapped accessibility projects -6 radon mitigations SF total = 23 homes 2 Hazardous Tree Removals Units were under construction during program year.
Multi-family-Rehab	Decent Housing	Affordability	None proposed	
Multi-family-New Construction	Decent Housing	Affordability	39 units	
Code Enforcement	Decent Housing	Sustainability	Complete 20,000 housing and other code inspections.	

Funding Resources:

CDBG: \$261,015 Code Enforcement
 \$69,581 - Emergency Home Repair Program
 \$20,399 - Handicap Accessibility Program
 \$12,665 – Radon Mitigation Program
 \$6,361 – Hazardous Tree Removal

HOME: \$206,250 - Single Family Housing Rehab
 \$1,200,000 – Paris Street Apartments

Total: **\$1,776,271**

Three single family homes were rehabilitated in the NRSA area under this program during the 2017 program year for a total investment of \$206,250 in HOME program funding (average of \$68,750 per project). The program continued to attract low- and moderate-income homeowners who desired to rehabilitate their homes with Aurora's 0%-interest deferred loans.

Aurora performed 12 emergency single-family repairs in the NRSA area for a total of \$69,581 or an average of \$5,798.42 per home. The majority of work was performed on furnace, water heater, sewer line, and water line replacements on older homes.

The handicapped accessibility program assisted two households in the NRSA area with modifications that improved the quality of life by removing every day barriers to mobility. The total program cost was \$20,399 for the two homes, averaging \$10,199.50. Improvements ranged from handicapped ramps and lifts, to bathroom handicapped enhancements.

Code personnel in income eligible areas performed 31,107 enforcement actions during 2017, which includes 9,690 zoning and multi-family housing inspections and 7,007 re-inspections. The workgroup wrote 4,699 Notices of Violation, initiated 447 abatements, issued 107 summonses into court, removed 238 illegal signs, performed 4,400 assists, and made personal contact and/or provided information to residents 4,519 times.

The city committed new HOME funding in the amount of \$1,200,000 for the development of Paris Street Apartments. The development will include 39 units of affordable, workforce housing for households at 50% or below AMI. The development began construction in 2017.

The city closely met or exceeded its improving the housing stock goals.

NRSA Goal 4: IMPROVE THE NEIGHBORHOOD SETTING

Partners: Community Development Division, Original Aurora Renewal, Development Services Division, Public Works Department, neighborhood residents, property owners.

Task/Component	HUD Performance Indicators		2017 Projected Outputs	2017 Accomplishments
	Objective	Outcome		
Public Improvements	Suitable Living Environment	Sustainability	Pave 4 public alleyways, depending on material and labor costs.	4 alleys paved
Lighting program	Suitable Living Environment	Sustainability	Continue implementation of lighting program.	Lighting program: - Installation of ACAD lighting underway.

Funding Resources:

CDBG: \$268,652 - Northwest Aurora Alley Paving Program

\$142,642 – Lighting Program

Total: \$411,294

The Northwest Aurora Alley Paving Program improved and upgraded accessibility, functionality and public safety of the neighborhoods adjacent to four alleys which were paved in 2017. The city spent \$268,652 in CDBG funds. This program is considered a high priority by area residents due to maintenance and dust problems that are created by the unpaved surfaces of alleys.

For the 2017 program year, progress with the lighting program included:

- 1) Installation of lighting for the Colfax area to improve the Colfax/Aurora Cultural Arts District (ACAD) continued in 2017.

The city exceeded its improving the neighborhood setting goals.

NRSA Goal 5: STRENGTHEN THE ECONOMIC VITALITY OF THE COMMUNITY

Partners: Adams and Arapahoe County Workforce Centers, Aurora Small Business Development Center (SBDC), Aurora Public Schools (APS), Community College of Aurora (CCA), Original Aurora Renewal, Original Aurora business community, non-profit development agencies.

Task/Component	HUD Performance Indicators		2017 Projected Output	2017 Accomplishments
	Objective	Outcome		
English Language Acquisition (ELA)	Creating Economic Opportunities	Sustainability	Provide English language acquisition classes to approximately 3,000 participants within the Original Aurora NRSA.	No activity directly funded with CDBG during this program year
Job Skills Development	Creating Economic Opportunities	Sustainability	Provide job skills training to 40 residents within the Original Aurora NRSA.	
Employment Linkages	Creating Economic Opportunities	Sustainability	Provide career coaching, job consultation and job placement services to 25 residents within the Original Aurora NRSA.	

Funding Resources:

CDBG: \$0 – OAR Community Outreach

The priority was not directly funded with CDBG funding, although the OAR Community Outreach staff was actively supporting the efforts of community agencies that perform some of this work and connected residents with community resources.

NRSA Goal 6: ENGAGE AND EMPOWER THE COMMUNITY

Partners: Original Aurora Renewal, Community Development Division, area non-profit service agencies, arts-related organizations, City of Aurora Library and Cultural Services Department, Neighborhood Services Department, Neighborhood Support Division, Development Services Division, neighborhood organizations, residents, property owners, and business owners.

Task/Component	HUD Performance Indicators		2017 Projected Output	2017 Accomplishments
	Objective	Outcome		
Public Outreach and Communication	Suitable Living Environment	Sustainability	Identify and access outlets for promoting programs and activities implemented in Original Aurora.	See narrative.
Planning and Development	Suitable Living Environment	Sustainability	Attend, facilitate, or coordinate public forums or meetings that highlight the revitalization efforts and needs within Original Aurora and solicit direct input from participants.	

Funding Resources:

CDBG: \$49,121 - OAR Community Outreach Programs


The Original Aurora Renewal (OAR) Community Outreach Specialist staff’s efforts benefit residents within the Neighborhood Revitalization Strategy Area (NRSA) which is a low-moderate income area. The NRSA’s population totals approximately 44,425, of which 36,570 are low-moderate income. The NRSA is 80.7% low-moderate income.

During 2017, CDBG public service funding provided the administrative costs to coordinate:

- Tool Lending program
- Community Gardens
- Free Seed and Transplant program
- Fall Fest
- Community Pride Clean-up events
- Educational Forums
- Referrals to community resources

Approximately 4,200 Original Aurora residents were direct recipients of the OAR services.

NRSA Goal 1: FOSTER A SUPPORTIVE BUSINESS ENVIRONMENT:	\$378,402
NRSA Goal 2: PROMOTE HOMEOWNERSHIP:	\$16,902
NRSA Goal 3: IMPROVE THE HOUSING STOCK:	\$1,776,271
NRSA Goal 4: IMPROVE THE NEIGHBORHOOD SETTING:	\$411,294
NRSA Goal 5: STRENGTHEN THE ECONOMIC VITALITY OF THE COMMUNITY:	#6
<u>NRSA Goal 6: ENGAGE AND EMPOWER THE COMMUNITY:</u>	<u>\$49,121</u>
NRSA TOTAL:	\$2,631,990



Office of Community Planning and Development
U.S. Department of Housing and Urban Development
Integrated Disbursement and Information System
PR26 - CDBG Financial Summary Report
Program Year 2017
AURORA , CO

DATE: 03-26-18
TIME: 12:23
PAGE: 1

PART I: SUMMARY OF CDBG RESOURCES

01 UNEXPENDED CDBG FUNDS AT END OF PREVIOUS PROGRAM YEAR	2,290,449.59
02 ENTITLEMENT GRANT	2,793,736.00
03 SURPLUS URBAN RENEWAL	0.00
04 SECTION 108 GUARANTEED LOAN FUNDS	0.00
05 CURRENT YEAR PROGRAM INCOME	154,420.32
05a CURRENT YEAR SECTION 108 PROGRAM INCOME (FOR SI TYPE)	0.00
06 FUNDS RETURNED TO THE LINE-OF-CREDIT	0.00
06a FUNDS RETURNED TO THE LOCAL CDBG ACCOUNT	0.00
07 ADJUSTMENT TO COMPUTE TOTAL AVAILABLE	(27,794.90)
08 TOTAL AVAILABLE (SUM, LINES 01-07)	5,210,811.01

PART II: SUMMARY OF CDBG EXPENDITURES

09 DISBURSEMENTS OTHER THAN SECTION 108 REPAYMENTS AND PLANNING/ADMINISTRATION	2,157,244.06
10 ADJUSTMENT TO COMPUTE TOTAL AMOUNT SUBJECT TO LOW/MOD BENEFIT	0.00
11 AMOUNT SUBJECT TO LOW/MOD BENEFIT (LINE 09 + LINE 10)	2,157,244.06
12 DISBURSED IN IDIS FOR PLANNING/ADMINISTRATION	434,740.19
13 DISBURSED IN IDIS FOR SECTION 108 REPAYMENTS	0.00
14 ADJUSTMENT TO COMPUTE TOTAL EXPENDITURES	0.00
15 TOTAL EXPENDITURES (SUM, LINES 11-14)	2,591,984.25
16 UNEXPENDED BALANCE (LINE 08 - LINE 15)	2,618,826.76

PART III: LOWMOD BENEFIT THIS REPORTING PERIOD

17 EXPENDED FOR LOW/MOD HOUSING IN SPECIAL AREAS	97,235.00
18 EXPENDED FOR LOW/MOD MULTI-UNIT HOUSING	0.00
19 DISBURSED FOR OTHER LOW/MOD ACTIVITIES	950,802.16
20 ADJUSTMENT TO COMPUTE TOTAL LOW/MOD CREDIT	990,269.05
21 TOTAL LOW/MOD CREDIT (SUM, LINES 17-20)	2,038,306.21
22 PERCENT LOW/MOD CREDIT (LINE 21/LINE 11)	94.49%

LOW/MOD BENEFIT FOR MULTI-YEAR CERTIFICATIONS


23 PROGRAM YEARS(PY) COVERED IN CERTIFICATION	PY: 2016 PY: 2017 PY:
24 CUMULATIVE NET EXPENDITURES SUBJECT TO LOW/MOD BENEFIT CALCULATION	5,019,610.18
25 CUMULATIVE EXPENDITURES BENEFITING LOW/MOD PERSONS	4,692,419.47
26 PERCENT BENEFIT TO LOW/MOD PERSONS (LINE 25/LINE 24)	93.48%

PART IV: PUBLIC SERVICE (PS) CAP CALCULATIONS

27 DISBURSED IN IDIS FOR PUBLIC SERVICES	347,385.91
28 PS UNLIQUIDATED OBLIGATIONS AT END OF CURRENT PROGRAM YEAR	0.00
29 PS UNLIQUIDATED OBLIGATIONS AT END OF PREVIOUS PROGRAM YEAR	0.00
30 ADJUSTMENT TO COMPUTE TOTAL PS OBLIGATIONS	0.00
31 TOTAL PS OBLIGATIONS (LINE 27 + LINE 28 - LINE 29 + LINE 30)	347,385.91
32 ENTITLEMENT GRANT	2,793,736.00
33 PRIOR YEAR PROGRAM INCOME	106,717.71
34 ADJUSTMENT TO COMPUTE TOTAL SUBJECT TO PS CAP	6,662.22
35 TOTAL SUBJECT TO PS CAP (SUM, LINES 32-34)	2,907,115.93
36 PERCENT FUNDS OBLIGATED FOR PS ACTIVITIES (LINE 31/LINE 35)	11.95%

PART V: PLANNING AND ADMINISTRATION (PA) CAP

37 DISBURSED IN IDIS FOR PLANNING/ADMINISTRATION	434,740.19
38 PA UNLIQUIDATED OBLIGATIONS AT END OF CURRENT PROGRAM YEAR	0.00
39 PA UNLIQUIDATED OBLIGATIONS AT END OF PREVIOUS PROGRAM YEAR	0.00
40 ADJUSTMENT TO COMPUTE TOTAL PA OBLIGATIONS	0.00
41 TOTAL PA OBLIGATIONS (LINE 37 + LINE 38 - LINE 39 +LINE 40)	434,740.19
42 ENTITLEMENT GRANT	2,793,736.00
43 CURRENT YEAR PROGRAM INCOME	154,420.32
44 ADJUSTMENT TO COMPUTE TOTAL SUBJECT TO PA CAP	(6,662.22)
45 TOTAL SUBJECT TO PA CAP (SUM, LINES 42-44)	2,941,494.10
46 PERCENT FUNDS OBLIGATED FOR PA ACTIVITIES (LINE 41/LINE 45)	14.78%



Office of Community Planning and Development
 U.S. Department of Housing and Urban Development
 Integrated Disbursement and Information System
 PR26 - CDBG Financial Summary Report
 Program Year 2017
 AURORA , CO

DATE: 03-26-18
 TIME: 12:23
 PAGE: 2

LINE 17 DETAIL: ACTIVITIES TO CONSIDER IN DETERMINING THE AMOUNT TO ENTER ON LINE 17


Plan Year	IDIS Project	IDIS Activity	Voucher Number	Activity Name	Matrix Code	National Objective	Target Area Type	Drawn Amount
2014	14	5105	6055456	Lead Based Paint Program	14A	LMH	Strategy area	\$3,201.00
2014	14	5105	6080657	Lead Based Paint Program	14A	LMH	Strategy area	\$3,885.00
2014	14	5105	6087360	Lead Based Paint Program	14A	LMH	Strategy area	\$400.00
2014	14	5105	6122783	Lead Based Paint Program	14A	LMH	Strategy area	\$400.00
2016	12	5233	6055456	Hanover Street Emergency Repair	14A	LMH	Strategy area	\$14,582.00
2016	12	5234	6055456	Iola Street Emergency Repair	14A	LMH	Strategy area	\$4,860.00
2016	12	5235	6055456	Kenton Street Emergency Repair	14A	LMH	Strategy area	\$6,800.00
2016	12	5237	6055456	Oakland Street Emergency Repair	14A	LMH	Strategy area	\$2,100.00
2016	12	5238	6055456	Wheeling Street Emergency Repair	14A	LMH	Strategy area	\$7,200.00
2016	12	5241	6055456	Boston Street Emergency Repair	14A	LMH	Strategy area	\$7,900.00
2016	12	5242	6055456	Oakland Street Emergency Repair	14A	LMH	Strategy area	\$7,950.00
2016	12	5274	6087360	Iola Street Emergency Repair	14A	LMH	Strategy area	\$4,400.00
2016	13	5193	6055456	Flores Handicap Access	14A	LMH	Strategy area	\$7,830.00
2016	13	5197	6055456	Hartman Handicap Access	14A	LMH	Strategy area	\$15.00
2017	10	5303	6117878	7th Avenue Emergency Repair	14A	LMH	Strategy area	\$6,600.00
2017	10	5308	6117878	7th Avenue Emergency Repair Scott	14A	LMH	Strategy area	\$5,890.93
2017	10	5308	6122783	7th Avenue Emergency Repair Scott	14A	LMH	Strategy area	\$2,709.07
2017	11	5296	6102948	Bailey Handicap Access	14A	LMH	Strategy area	\$10,512.00
					14A	Matrix Code		<u>\$97,235.00</u>
Total								\$97,235.00

LINE 18 DETAIL: ACTIVITIES TO CONSIDER IN DETERMINING THE AMOUNT TO ENTER ON LINE 18

Report returned no data.

LINE 19 DETAIL: ACTIVITIES INCLUDED IN THE COMPUTATION OF LINE 19

Plan Year	IDIS Project	IDIS Activity	Voucher Number	Activity Name	Matrix Code	National Objective	Drawn Amount
2017	4	5277	6087360	Aurora Mental Health PATH	05O	LMC	\$3,661.07
2017	4	5277	6102948	Aurora Mental Health PATH	05O	LMC	\$4,984.73
2017	4	5277	6117878	Aurora Mental Health PATH	05O	LMC	\$9,354.20
					05O	Matrix Code	<u>\$18,000.00</u>
2017	6	5257	6080657	HOAP Administration	05U	LMC	\$163,627.65
2017	6	5257	6087360	HOAP Administration	05U	LMC	\$36,122.31
2017	6	5257	6094768	HOAP Administration	05U	LMC	\$13,786.73
2017	6	5257	6102948	HOAP Administration	05U	LMC	\$12,396.07
2017	6	5257	6117878	HOAP Administration	05U	LMC	\$7,331.50
					05U	Matrix Code	<u>\$233,264.26</u>
2016	12	5229	6055456	Hampden Place Emergency Repair	14A	LMH	\$2,995.00
2016	12	5230	6055456	Ouray Street Emergency Repair	14A	LMH	\$9,600.00
2016	12	5231	6055456	Elkhart Street Emergency Repair	14A	LMH	\$7,800.00
2016	12	5232	6055456	Princeton Avenue Emergency Repair	14A	LMH	\$2,570.00
2016	12	5236	6055456	Arkansas Drive Emergency Repair	14A	LMH	\$3,097.00
2016	12	5239	6055456	Salem Way Emergency Repair	14A	LMH	\$4,950.00
2016	12	5240	6055456	Sedalia Circle Emergency Repair	14A	LMH	\$4,500.00
2016	12	5270	6087360	Troy Street Emergency Repair	14A	LMH	\$9,000.00
2016	12	5271	6087360	Billings Street E20 Emergency Repair	14A	LMH	\$2,500.00
2016	12	5272	6087360	Danube Way Emergency Repair	14A	LMH	\$1,725.00
2016	12	5273	6087360	Girard Place Emergency Repair	14A	LMH	\$6,800.00
2016	12	5275	6087360	Laredo Court Emergency Repair	14A	LMH	\$8,500.00
2016	12	5286	6096283	Jasper Way Emergency Repair	14A	LMH	\$8,000.00
2016	13	5198	6055456	Aranibar Handicap Access	14A	LMH	\$10,897.00
2016	13	5243	6055456	Smith Handicap Access	14A	LMH	\$12,681.00




Office of Community Planning and Development
 U.S. Department of Housing and Urban Development
 Integrated Disbursement and Information System
 PR26 - CDBG Financial Summary Report
 Program Year 2017
 AURORA , CO

DATE: 03-26-18
 TIME: 12:23
 PAGE: 3

Plan Year	IDIS Project	IDIS Activity	Voucher Number	Activity Name	Matrix Code	National Objective	Drawn Amount
2016	13	5244	6055456	Schmidt Handicap Access	14A	LMH	\$11,750.00
2016	13	5245	6055456	Shepard Handicap Access	14A	LMH	\$13,559.00
2016	13	5246	6055456	Barnas Handicap Access	14A	LMH	\$10,980.00
2016	13	5268	6087360	Shields Handicap Access	14A	LMH	\$7,475.00
2016	13	5269	6087360	Power Handicap Access	14A	LMH	\$5,800.00
2017	10	5287	6096283	Hawaii Place Emergency Repair	14A	LMH	\$7,500.00
2017	10	5288	6096283	Naples Street Emergency Repair	14A	LMH	\$2,975.00
2017	10	5289	6096283	13th Avenue Emergency Repair	14A	LMH	\$1,950.00
2017	10	5292	6102948	Yale Place Emergency Repair	14A	LMH	\$6,900.00
2017	10	5293	6102948	Billings Street C51 Emergency Repair	14A	LMH	\$1,950.00
2017	10	5294	6102948	Arizona Avenue Emergency Repair	14A	LMH	\$7,600.00
2017	10	5295	6102948	Eagle Circle Emergency Repair	14A	LMH	\$3,450.00
2017	10	5301	6117878	Van Buren Way Emergency Repair	14A	LMH	\$1,950.00
2017	10	5302	6117878	975 Wheeling Street Emergency Repair	14A	LMH	\$1,750.00
2017	10	5304	6117878	Greenwood Place Emergency Repair	14A	LMH	\$7,950.00
2017	11	5297	6102948	Passalaqua Handicap Access	14A	LMH	\$7,505.13
2017	12	5265	6080657	Radon Mitigation	14A	LMH	\$38,220.00
2017	12	5265	6096283	Radon Mitigation	14A	LMH	\$600.00
2017	12	5265	6102948	Radon Mitigation	14A	LMH	\$16,700.00
2017	12	5265	6105290	Radon Mitigation	14A	LMH	\$2,632.00
2017	12	5265	6117878	Radon Mitigation	14A	LMH	\$1,800.00
2017	27	5284	6094768	Hazardous Tree Removal Program	14A	LMH	\$16,050.00
2017	27	5284	6102948	Hazardous Tree Removal Program	14A	LMH	\$10,500.00
2017	27	5284	6117878	Hazardous Tree Removal Program	14A	LMH	\$2,000.00
2017	27	5284	6122783	Hazardous Tree Removal Program	14A	LMH	\$125.00
					14A	Matrix Code	\$285,286.13
2017	14	5258	6080657	Housing Rehab Administration	14H	LMH	\$281,657.73
2017	14	5258	6087360	Housing Rehab Administration	14H	LMH	\$35,747.73
2017	14	5258	6094768	Housing Rehab Administration	14H	LMH	\$36,013.24
2017	14	5258	6102948	Housing Rehab Administration	14H	LMH	\$31,856.75
2017	14	5258	6117878	Housing Rehab Administration	14H	LMH	\$28,976.32
					14H	Matrix Code	\$414,251.77
Total							\$950,802.16

LINE 27 DETAIL: ACTIVITIES INCLUDED IN THE COMPUTATION OF LINE 27

Plan Year	IDIS Project	IDIS Activity	Voucher Number	Activity Name	Matrix Code	National Objective	Drawn Amount
2017	2	5276	6087360	Aurora Voucher Program	03T	LMC	\$9,620.00
2017	2	5276	6130903	Aurora Voucher Program	03T	LMC	\$15,380.00
2017	3	5283	6094768	Aurora @ Home Street Outreach AHA CDBG	03T	LMC	\$12,264.16
2017	3	5283	6102948	Aurora @ Home Street Outreach AHA CDBG	03T	LMC	\$5,038.91
2017	3	5283	6105290	Aurora @ Home Street Outreach AHA CDBG	03T	LMC	\$4,696.93
					03T	Matrix Code	\$47,000.00
2017	17	5259	6080657	OAR Program Administration - CDBG	05	LMA	\$49,121.65
					05	Matrix Code	\$49,121.65
2017	4	5277	6087360	Aurora Mental Health PATH	05O	LMC	\$3,661.07
2017	4	5277	6102948	Aurora Mental Health PATH	05O	LMC	\$4,984.73
2017	4	5277	6117878	Aurora Mental Health PATH	05O	LMC	\$9,354.20
					05O	Matrix Code	\$18,000.00
2017	6	5257	6080657	HOAP Administration	05U	LMC	\$163,627.65
2017	6	5257	6087360	HOAP Administration	05U	LMC	\$36,122.31
2017	6	5257	6094768	HOAP Administration	05U	LMC	\$13,786.73
2017	6	5257	6102948	HOAP Administration	05U	LMC	\$12,396.07
2017	6	5257	6117878	HOAP Administration	05U	LMC	\$7,331.50
					05U	Matrix Code	\$233,264.26



Office of Community Planning and Development
U.S. Department of Housing and Urban Development
Integrated Disbursement and Information System
PR26 - CDBG Financial Summary Report
Program Year 2017
AURORA , CO

DATE: 03-26-18
TIME: 12:23
PAGE: 4

Plan Year	IDIS Project	IDIS Activity	Voucher Number	Activity Name	Matrix Code	National Objective	Drawn Amount
Total							\$347,385.91

LINE 37 DETAIL: ACTIVITIES INCLUDED IN THE COMPUTATION OF LINE 37

Plan Year	IDIS Project	IDIS Activity	Voucher Number	Activity Name	Matrix Code	National Objective	Drawn Amount
2017	1	5256	6080657	Community Development Division Administration	21A		\$248,999.62
2017	1	5256	6087360	Community Development Division Administration	21A		\$83,165.78
2017	1	5256	6094768	Community Development Division Administration	21A		\$31,273.78
2017	1	5256	6102948	Community Development Division Administration	21A		\$29,610.80
2017	1	5256	6117878	Community Development Division Administration	21A		\$41,690.21
					21A	Matrix Code	\$434,740.19
Total							\$434,740.19

AURORA SENTINEL
PROOF OF PUBLICATION

STATE OF COLORADO
COUNTY OF ARAPAHOE }ss.

I JAMES S. GOLD, do solemnly swear that I am the PUBLISHER of the AURORA SENTINEL; that the same is a weekly newspaper published in the County of Arapahoe, State of Colorado and has a general circulation therein; that said newspaper has been published continuously and uninterruptedly in said County of Arapahoe for a period of more than fifty-two consecutive weeks prior to the first publication of the annexed legal notice or advertisement; that said newspaper has been admitted to the United States mails as second-class matter under the provisions of the Act of March 30, 1923, entitled "Legal Notices and Advertisements," or any amendments thereof, and that said newspaper is a weekly newspaper duly qualified for publishing legal notices and advertisements within the meaning of the laws of the State of Colorado.

That the annexed legal notice or advertisement was published in the regular and entire issue of every number of said weekly newspaper for the period of 1 consecutive insertion; and that the first publication of said notice was in the issue of said newspaper dated March 8 A.D. 2018 and that the last publication of said notice was in the issue of said newspaper dated March 8 A.D. 2018.

I witness whereof I have hereunto set my hand this 8 day of March A.D. 2018.



Subscribed and sworn to before me, a notary public in the County of Arapahoe, State of Colorado, this 8 day of March A.D. 2018.



Notary Public

MELANIE COKER
NOTARY PUBLIC
STATE OF COLORADO
NOTARY ID 20164022849
MY COMMISSION EXPIRES JUNE 15, 2020

PUBLIC NOTICE

The City of Aurora, as a participating jurisdiction and recipient of Community Development Block Grant (CDBG), Home Investment Partnerships Act (HOME), and Emergency Solutions Grants (ESG) funds from the U.S. Department of Housing and Urban Development (HUD), shall provide citizens, public agencies, and other interested parties with reasonable access to records regarding any use of or, any assistance provided with these funds during the preceding five years. In addition, before submitting its annual performance report on housing and community development activities, the City shall provide citizens with an opportunity to comment on the performance report before submittal to HUD.

A copy of the 2017 Consolidated Annual Performance and Evaluation Report (CAPER) can be reviewed in the Community Development offices on the second floor of the Martin Luther King Jr. Library at 9898 E. Colfax Avenue, Aurora, CO 80010, as well as the website listed below. The Community Development Division facility is accessible and can accommodate persons with disabilities.

Citizens, public agencies, and other interested parties shall have until 5:00 PM, Friday, March 23, 2018 to provide written comments regarding the CAPER. Please contact the Community Development Division if you require language translation services or other special accommodations. For hearing or speech impaired residents, please call 7-1-1 for the Colorado Relay Number. Citizens' inquiries and comments may be directed to:

City of Aurora
Community Development Division
9898 East Colfax Avenue
Aurora, CO 80010
Chris Davis
Community Development Planner
(303) 739-7938 or (303) 739-7900
cdavis@auroragov.org

For more information on the Community Development Division and to review the 2016 CAPER, please visit the City's website at: https://www.auroragov.org/residents/community_development/reports_stats_and_documents/.

Publication: March 8, 2018
Aurora Sentinel

AURORA SENTINEL
PROOF OF PUBLICATION

STATE OF COLORADO
COUNTY OF ARAPAHOE }ss.

I JAMES S. GOLD, do solemnly swear that I am the PUBLISHER of the AURORA SENTINEL; that the same is a weekly newspaper published in the County of Arapahoe, State of Colorado and has a general circulation therein; that said newspaper has been published continuously and uninterruptedly in said County of Arapahoe for a period of more than fifty-two consecutive weeks prior to the first publication of the annexed legal notice or advertisement; that said newspaper has been admitted to the United States mails as second-class matter under the provisions of the Act of March 30, 1923, entitled "Legal Notices and Advertisements," or any amendments thereof, and that said newspaper is a weekly newspaper duly qualified for publishing legal notices and advertisements within the meaning of the laws of the State of Colorado.

That the annexed legal notice or advertisement was published in the regular and entire issue of every number of said weekly newspaper for the period of 1 consecutive insertion; and that the first publication of said notice was in the issue of said newspaper dated March 8 A.D. 2018 and that the last publication of said notice was in the issue of said newspaper dated March 8 A.D. 2018.

I witness whereof I have hereunto set my hand this 8 day of March A.D. 2018.



Subscribed and sworn to before me, a notary public in the County of Arapahoe, State of Colorado, this 8 day of March A.D. 2018.



Notary Public

MELANIE COKER
NOTARY PUBLIC
STATE OF COLORADO
NOTARY ID 20164022849
MY COMMISSION EXPIRES JUNE 15, 2020

Aviso Público

La Ciudad de Aurora, como jurisdicción participante y beneficiario de los fondos del Community Development Block Grant (CDBG) / Ramo del Desarrollo Comunitario (CDBG), Home Investment Partnerships Act (HOME) / Ley de Asociaciones de Inversiones para Vivienda (HOME) y Emergency Solutions Grants (ESG) / Subvenciones para Soluciones de Emergencia (ESG) fondos del U.S. Department of Housing and Urban Development (HUD) / fondos del Departamento de Vivienda de los E.U. y Desarrollo Urbano (HUD), le proporcionara a los ciudadanos, agencias públicas y otros partidos interesados con acceso razonable a archivos/expedientes en relación con el uso de cualquier asistencia proporcionada con estos fondos durante los últimos cinco años. Adicionalmente, antes de someter su informe anual de rendimiento sobre las actividades de vivienda y desarrollo comunitario, la Ciudad le proveerá a los ciudadanos con cualquier oportunidad para comentar sobre el informe de rendimiento antes de someterlo a HUD.

Una copia del 2017 Consolidated Annual Performance and Evaluation Report (CAPER) / Informe del Rendimiento y Evaluación Consolidado Anual del 2017 (CAPER) puede ser revisado en el segundo piso de las oficinas del Desarrollo Comunitario de la Biblioteca de Martin Luther King en el 9898 E. Colfax Avenue, Aurora, CO 80010, así como el sitio web enlistado abajo. La facultad de la Community Development Division / División del Desarrollo Comunitario está disponible y puede acomodar a personas con discapacidades.

Ciudadanos, agencias públicas, y otros partidos interesantes tendrán hasta las 5:00 PM, viernes, 23 de Marzo, 2018 para proveer comentario por escrito en relación a CAPER. Por favor de ponerse en contacto con la Community Development Division / División del Desarrollo Comunitario si requiere servicios de traducción y / o interpretación u otras acomodaciones especiales. Para residentes con impedimentos de escuchar hablar, favor de llamar al 7-1-1 para el numero de relé de Colorado. Ciudadanos que quieran realizar consultas o comentarios se pueden dirigir a:

City of Aurora
Community Development Division
Ciudad de Aurora
Division de Desarrollo Comunitario
9898 E. Colfax Avenue
Aurora, CO 80010
Chris Davis
Community Development Planner /
Planificador del Desarrollo Comunitario
(303) 739-7938 o (303) 739-7900
cdavis@auroragov.org

Para mayor información sobre el Community Development Division / División del Desarrollo Comunitario y para revisar a CAPER del 2017, favor de visitar el sitio web de la ciudad en: https://www.auroragov.org/residents/community_development/reports_stats_and_documents/.

Publication: March 8, 2018
Aurora Sentinel